

THE TENNIS AND PADEL

REPORT 2024



THE WORLD CUP OF TENNIS

THE
TENNIS AND PADEL
REPORT 2024



A LETTER FROM THE PRESIDENT



by
**Angelo
Binaghi**

Successes, thrills, pride. The growth of tennis and padel in Italy is now universally acknowledged, so we felt that the moment has come to take a closer look at the figures in order to provide a high-definition snapshot of the situation.

We therefore asked Boston Consulting Group, a company recognized as a leader in strategic consulting, to conduct a detailed study of our sports, our fans and enthusiasts, our market and the induced effects. This report describes the progress of tennis and padel in Italy, outlining the sporting, social and economic contributions they make to the Italian economy and society.

What do these numbers tell us? First of all, that our successes have become more and more impressive. Also, that a growing number of people are playing tennis and padel. Finally, that these sports are boosting wellbeing in Italy.

In 2024 membership numbers of the Italian Tennis and Padel Federation added up to well over a million. But the number of actual players, meaning anyone who picks up a tennis racquet either for competitions or for pleasure, amounted to 6.5 million.

Furthermore, there are 16.9 million enthusiasts following the endeavours of Italian players in world tennis. Tennis and padel are popular with all age groups: from the under 18s to the over 55s, the appeal is basically the same. Since 2016 tennis has almost doubled its fanbase and last year it even surpassed Formula 1 as one of Italy's leading spectator sports. Only football is more popular, for now.

We have also brought substantial returns for our investors: for every euro spent, almost four euros have been generated. Overall, the value created by tennis and padel is estimated to be around 8.1 billion euros.

Rather than resting on our laurels, these accomplishments drive us to work with even greater energy and enthusiasm to achieve our two main goals – to continue to win on the court and to grow the popularity of tennis, padel and, as we look to the future, also pickleball. For this reason, we are trying to bring our sports to every school in Italy and to broadcast more and more matches free and unencrypted on TV.

DEAR PLAYERS, FANS AND FAMILIES



by
BCG

Tennis and **Padel** represent important economic, social and cultural realities for Italy. This first edition of the Tennis and Padel Report aims to illustrate this, highlighting the contribution from these sports and promoting their development.

BCG's purpose – "Unlocking the potential of those who advance the world" – represents a commitment to supporting those leading change and generating value for society. This is what drives our work and inspires each of our projects, with the aim of creating a positive impact that fosters progress in the communities and sectors in which we operate.

This was the spirit in which we began collaborating with FITP to estimate the economic impact generated by these two sports in Italy. The industry, with a total value of 8.1 billion euros, represents a rich and complex ecosystem that includes clubs, schools, international events and much more. The contribution to the Italian economy is substantial, ensuring more than 57,000 jobs – both created and preserved – and generating tax revenues of 1.2 billion euros.

Our collaboration with FITP was born from the conviction that Tennis and Padel have a social role of great relevance for Italy.

These sports are not only synonymous with physical and mental wellbeing, but they also serve as powerful tools for social cohesion, capable of promoting inclusion and equal opportunities for people of every age and ability. The exponential growth in the popularity of these sports, due also to the extraordinary achievements of Italian athletes in recent years, has helped further bolster this role, making Tennis and Padel genuine reference points for the Italian sporting movement.

We firmly believe that sport is, first of foremost, about enjoyment, but it is also an extraordinary gym for life. Through respect, discipline and teamwork, sport helps schools and families to educate the new generations, offering a healthy environment in which youngsters can grow as people, while learning the value of rules and the joy of play.

We would therefore like to thank the FITP for having given us the opportunity to contribute to this important challenge for Italy and for sport as a whole.



INDEX

THE TENNIS AND PADEL REPORT 2024

CHAPTER 1

TENNIS AND PADEL IN ITALY

CENSUS	9
IMPACTS OF TENNIS AND PADEL IN ITALY	17

CHAPTER 2

TENNIS AND PADEL WORLDWIDE AND ITALIAN RESULTS

TENNIS AND PADEL WORLDWIDE	36
RESULTS OF ITALIAN PRO PLAYERS	48
RESULTS OF THE ITALIAN NATIONAL TEAM	70

CHAPTER 3

THE IMPACTS OF INTERNATIONAL EVENTS

SARDEGNA OPEN	78
INTERNAZIONALI BNL D’ITALIA	81
PIEMONTE OPEN	86
BNL ITALY MAJOR PREMIER PADEL	89
P2 PREMIER PADEL GENOA	92
FIP EUROPEAN PADEL CHAMPIONSHIPS	95
DAVIS CUP FINALS - GROUP STAGE	98
NITTO ATP FINALS	102

CHAPTER 4

MEDIA AND SOCIAL MEDIA

TENNIS AND PADEL ON SOCIAL MEDIA	110
TENNIS ON TV	116

CHAPTER 5

FITP AND THE TENNIS AND PADEL SYSTEM IN ITALY

THE ITALIAN TENNIS AND PADEL FEDERATION IN NUMBERS	122
THE “ITALY SYSTEM” FOR TENNIS AND PADEL	129

APPENDIX

THE INTERNATIONAL TOURS 2024

THE COUNTRIES HOSTING TENNIS TOURNAMENTS	136
THE ATP AND WTA TOUR	140
THE CHALLENGER AND ITF TOURS	154
THE PADEL TOUR	165





CHAPTER 1

TENNIS AND PADEL IN ITALY

CENSUS

IMPACTS OF TENNIS AND PADEL IN ITALY



TENNIS AND PADEL IN ITALY

16.9M

TENNIS
ENTHUSIASTS

5M

TENNIS
PLAYERS

5.1M

PADEL
ENTHUSIASTS

2.2M

PADEL
PLAYERS

JANNIK
SINNER

World
n°1 in
Men's
Tennis

JASMINE
PAOLINI

World
n°4 in
Women's
Tennis

PLAYERS OF **TENNIS AND PADEL** IN ITALY

6.5M PLAYERS
OF TENNIS
AND
PADEL


4.3 MILLION Play only Tennis

1.5 MILLION Play only Padel

0.7 MILLION Play both Tennis
and Padel

18.3
M Tennis and Padel
enthusiasts in 2024

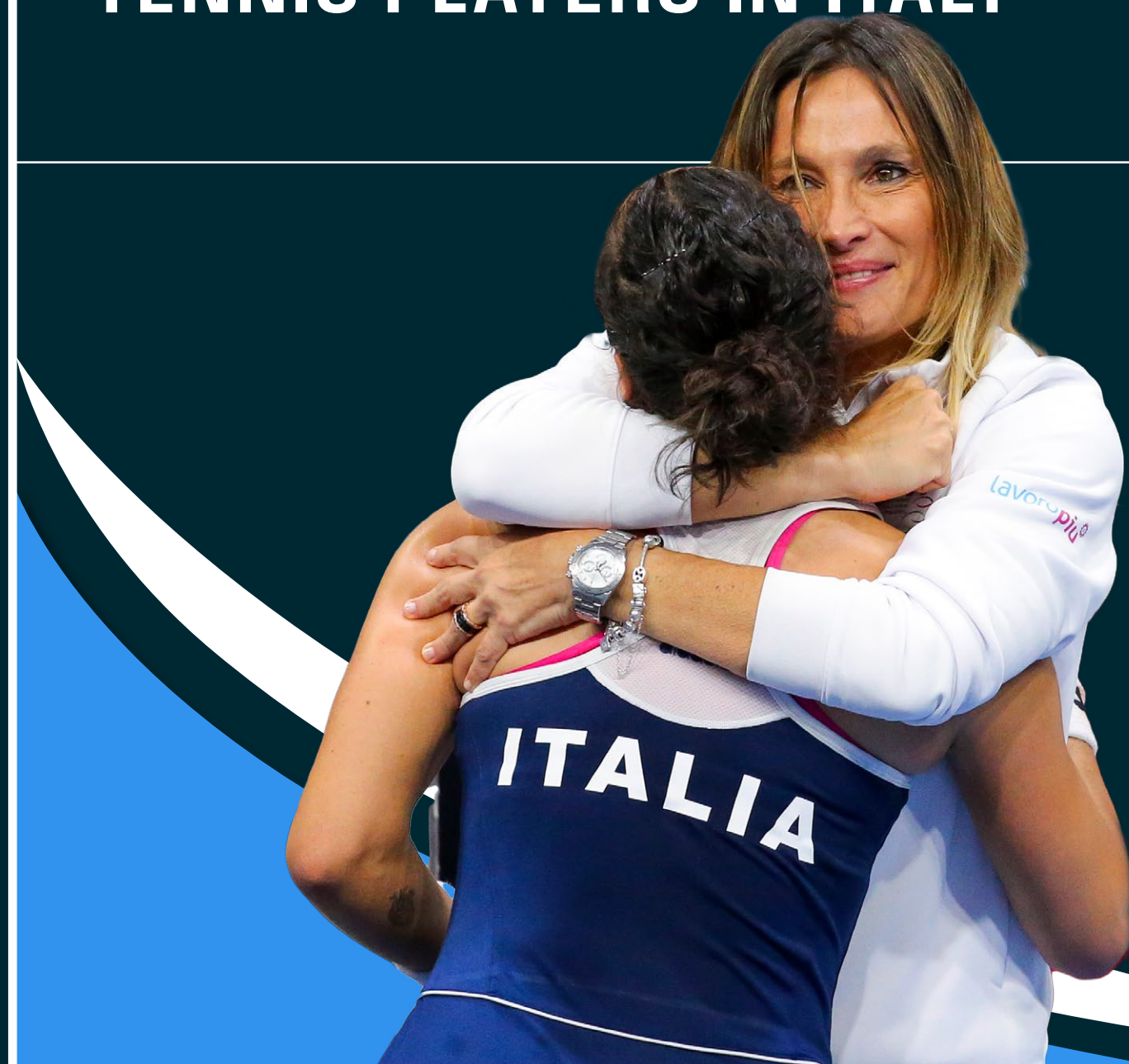
8.0
M Tennis and Padel
fans in Italy in 2024



NUMBERS OF TENNIS PLAYERS

5 MILLION

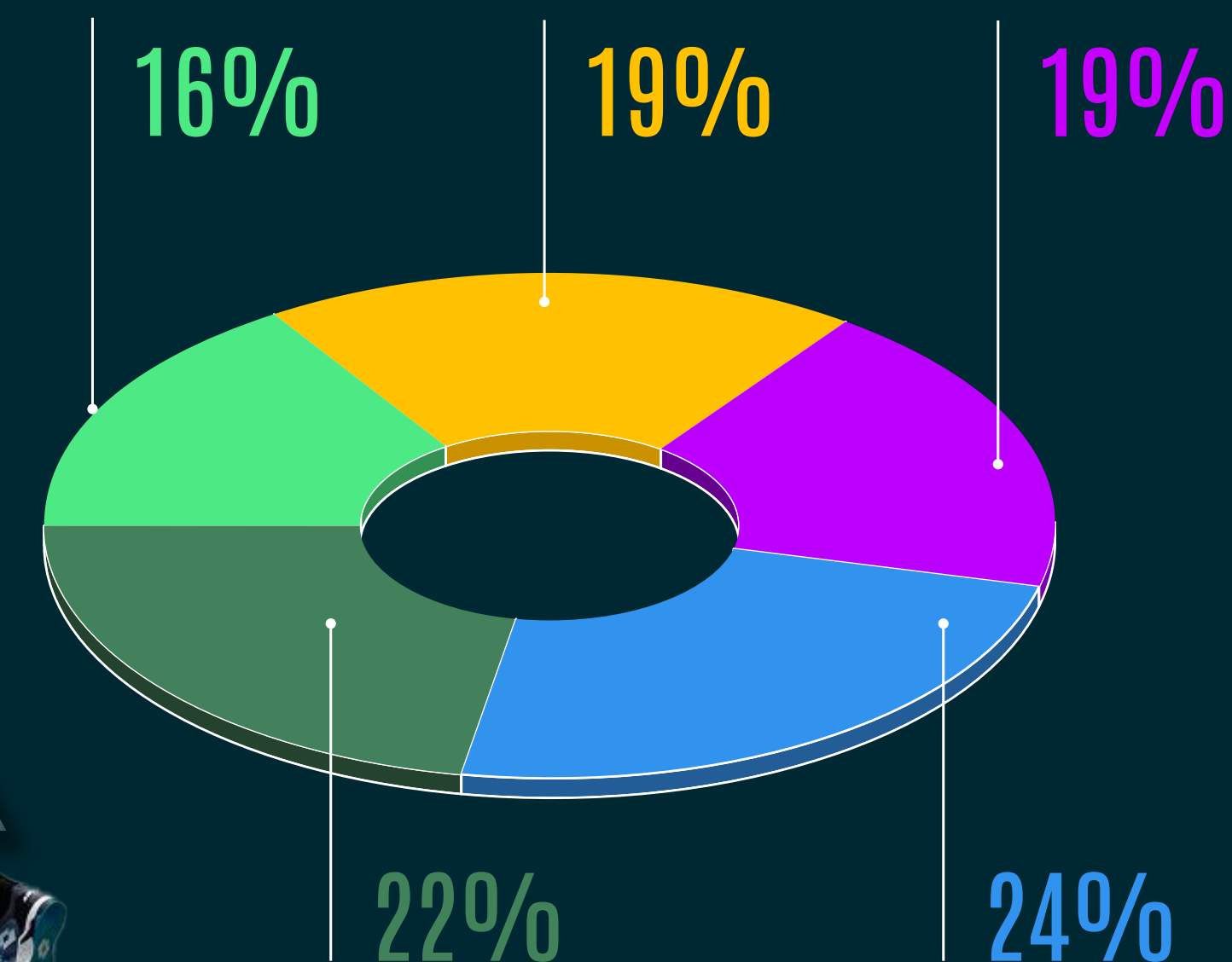
TENNIS PLAYERS IN ITALY




SOURCE: SURVEY TOLUNA

Age ranges

- UNDER 18
- 18-34 YEARS
- 35-44 YEARS
- 45-54 YEARS
- 55+ YEARS



Gender breakdown



THE NUMBER OF PADEL PLAYERS

2.2 MILLION

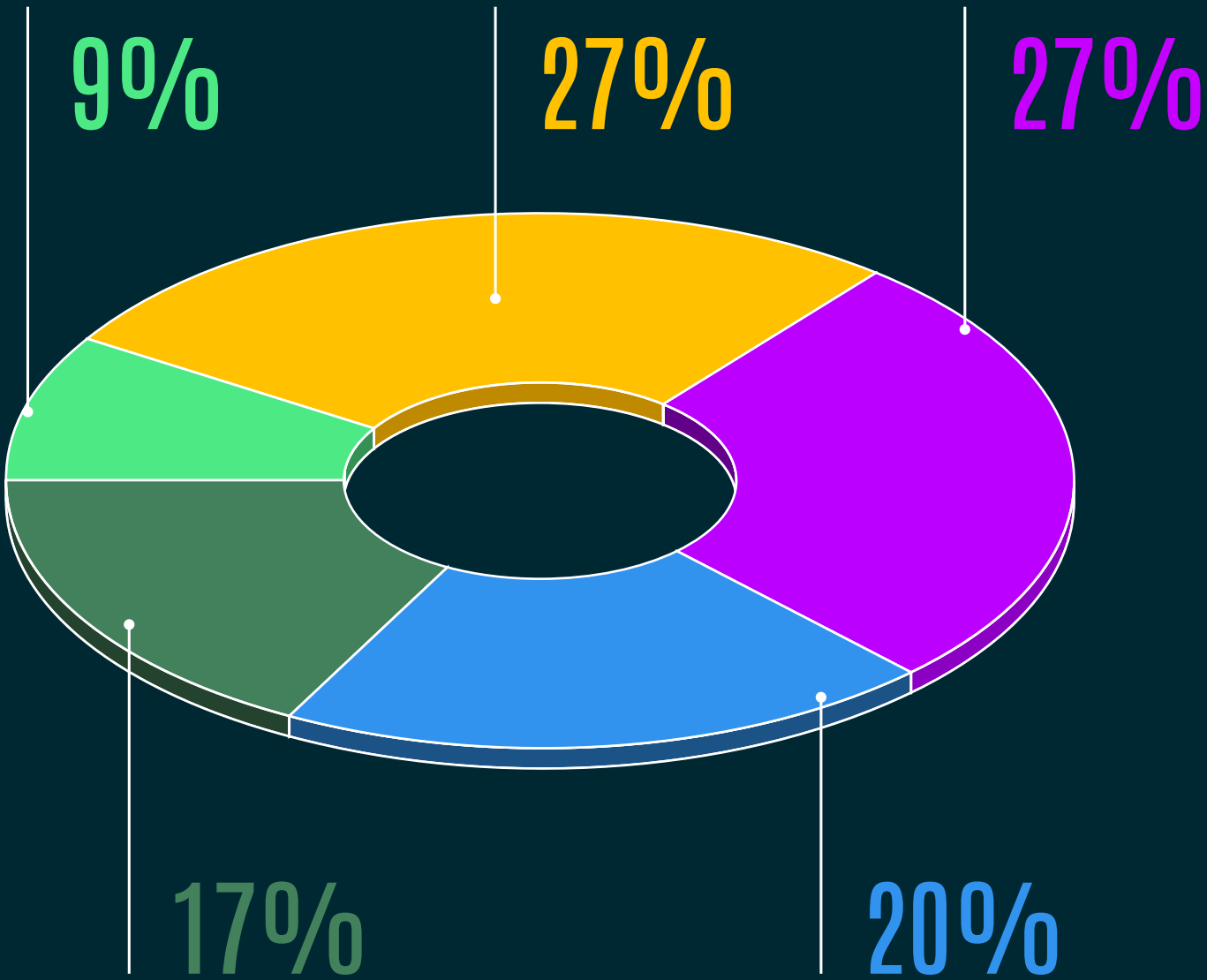
PADEL PLAYERS IN ITALY



SOURCE: SURVEY TOLUNA

Age ranges

- UNDER 18
- 18-34 YEARS
- 35-44 YEARS
- 45-54 YEARS
- 55+ YEARS



Gender breakdown



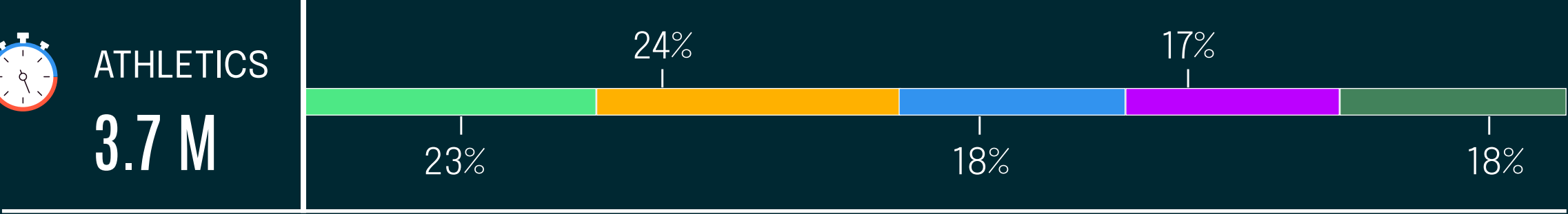
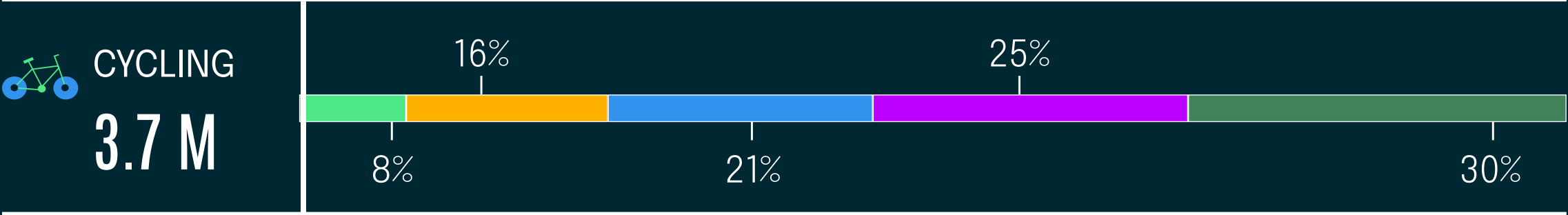
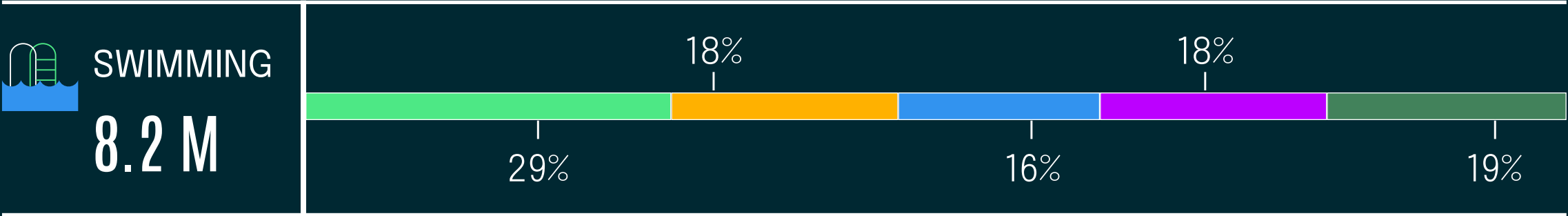
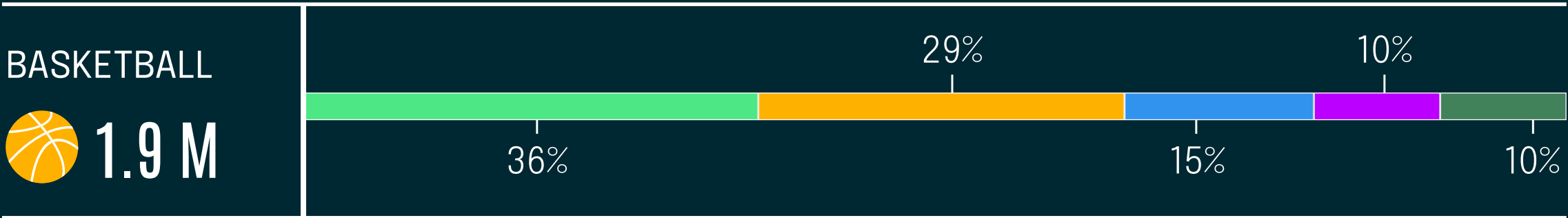
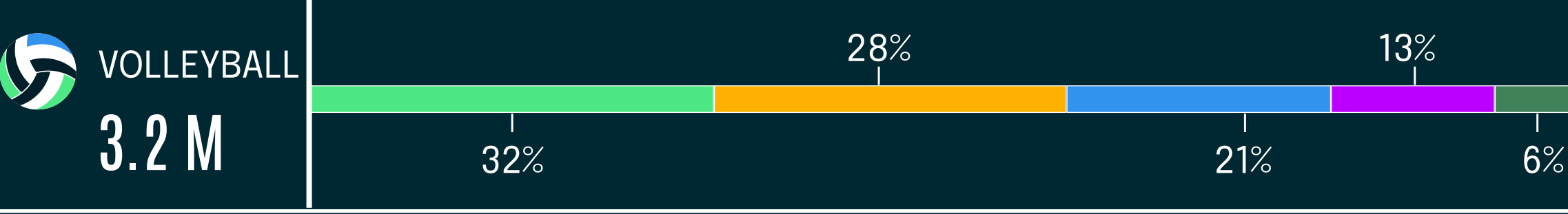
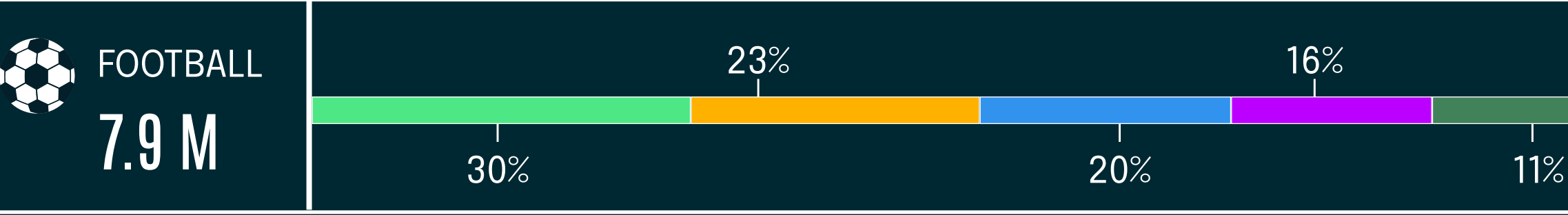
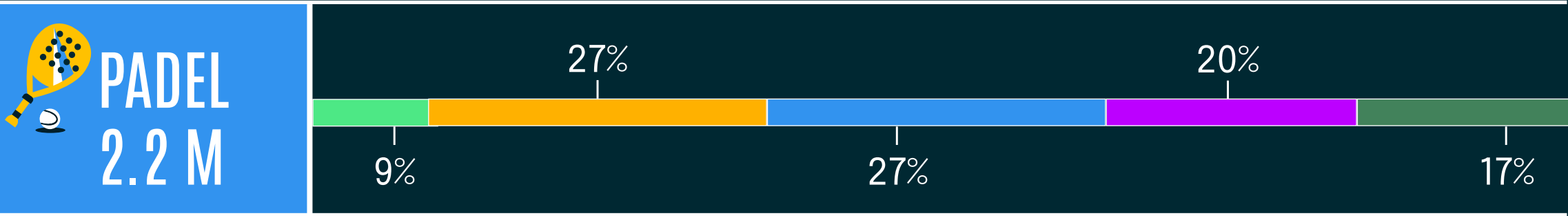
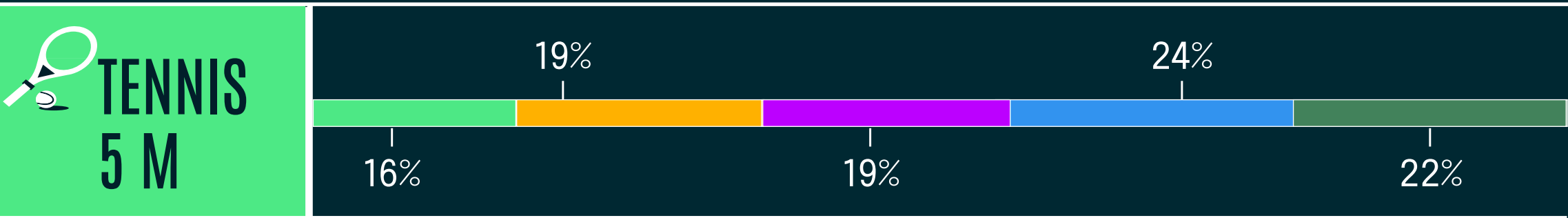
62% MEN

WOMEN 38%

PLAYERS OF ITALY’S MOST POPULAR SPORTS: AGE RANGES

Tennis and Padel boast one of the highest levels of homogeneity across the age ranges of players: this indicates a continuity of playing tennis and padel throughout the various stages of life.

● UNDER 18 ● 18-34 YEARS ● 35-44 YEARS ● 45-54 YEARS ● 55+ YEARS



TENNIS ENTHUSIASTS AND FANS

16.9 MILLION

Tennis enthusiasts in Italy in 2024



7.4 MILLION

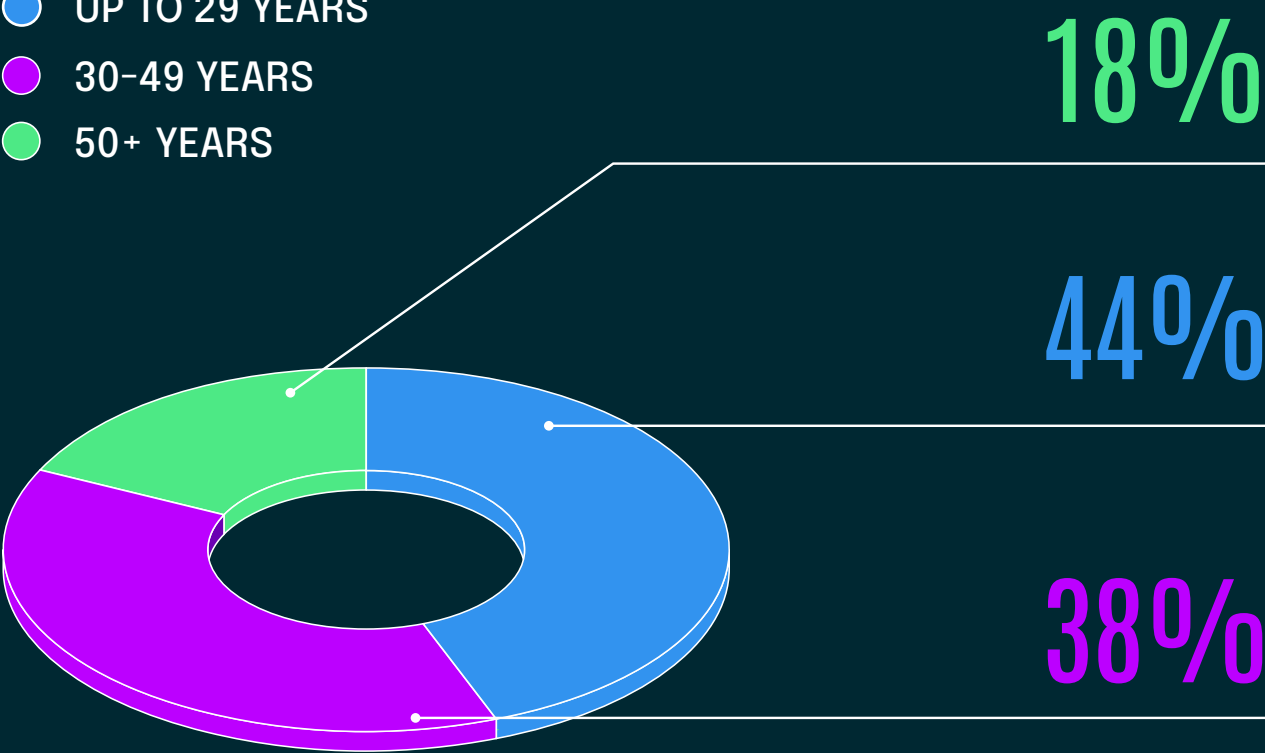
Tennis fans in Italy in 2024

TENNIS ENTHUSIASTS

Tennis enthusiasts refers to the total number of people who claim to be interested or very interested in tennis.

Age ranges

- UP TO 29 YEARS
- 30-49 YEARS
- 50+ YEARS



Gender breakdown

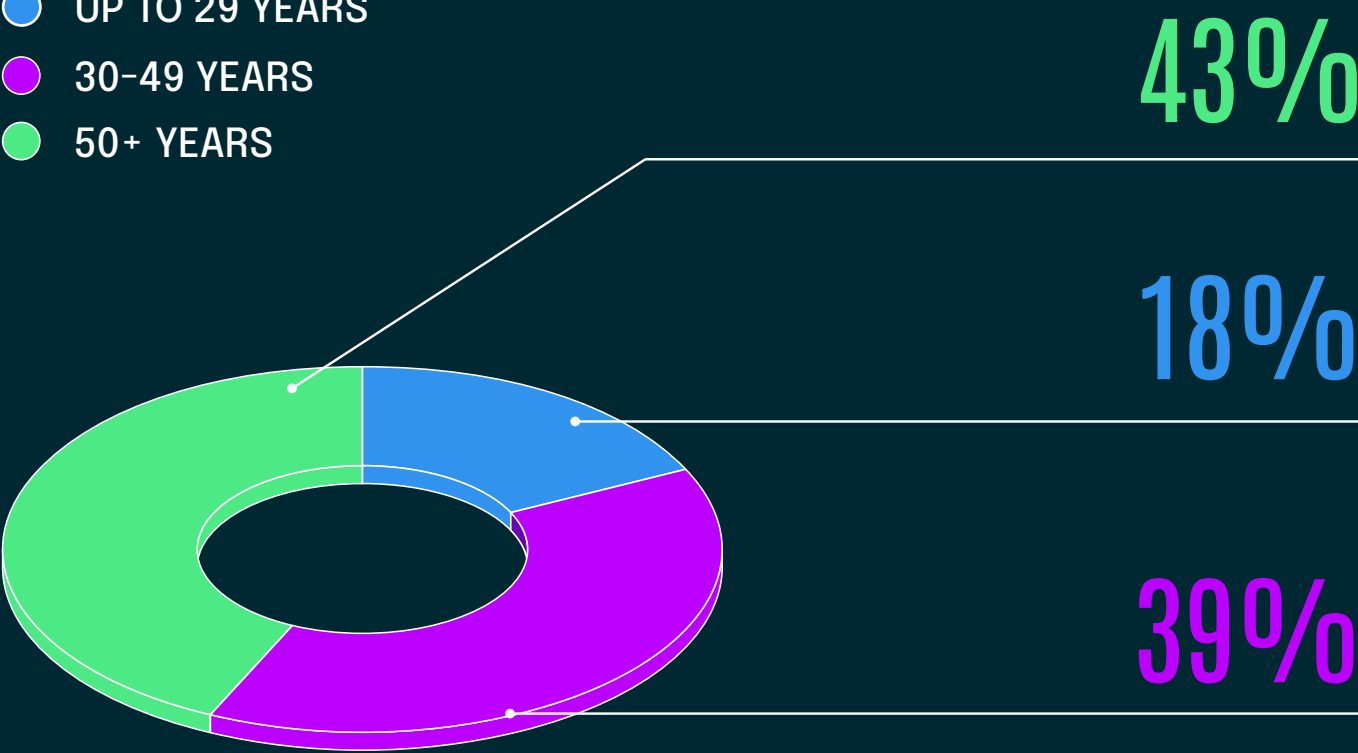


TENNIS FANS

Tennis fans refers to those who claim to be very interested in tennis.

Age ranges

- UP TO 29 YEARS
- 30-49 YEARS
- 50+ YEARS



Gender breakdown



PADEL ENTHUSIASTS AND FANS

5.1 MILLION Padel enthusiasts in 2024 in Italy

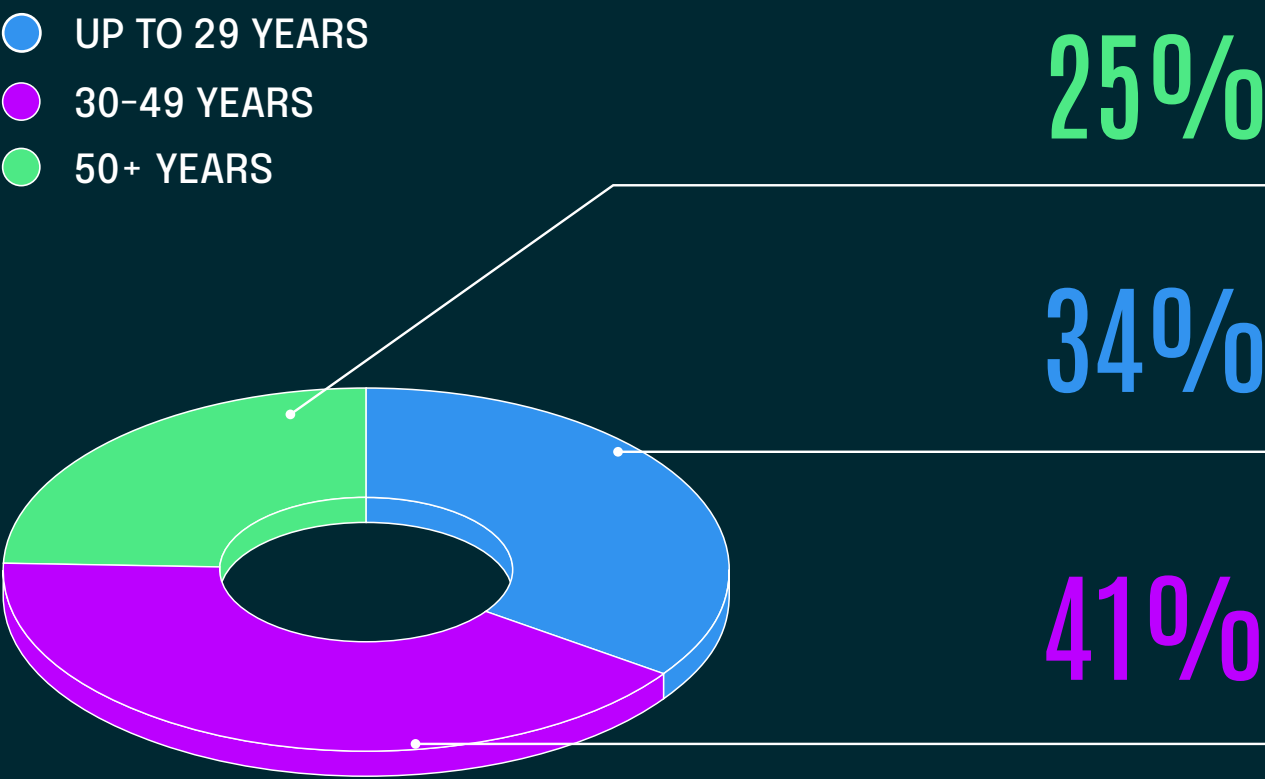


1.9 MILLION Padel fans in 2024 in Italy

PADEL ENTHUSIASTS

Padel enthusiasts refers to the total number of people who claim to be interested or very interested in tennis.

Age ranges



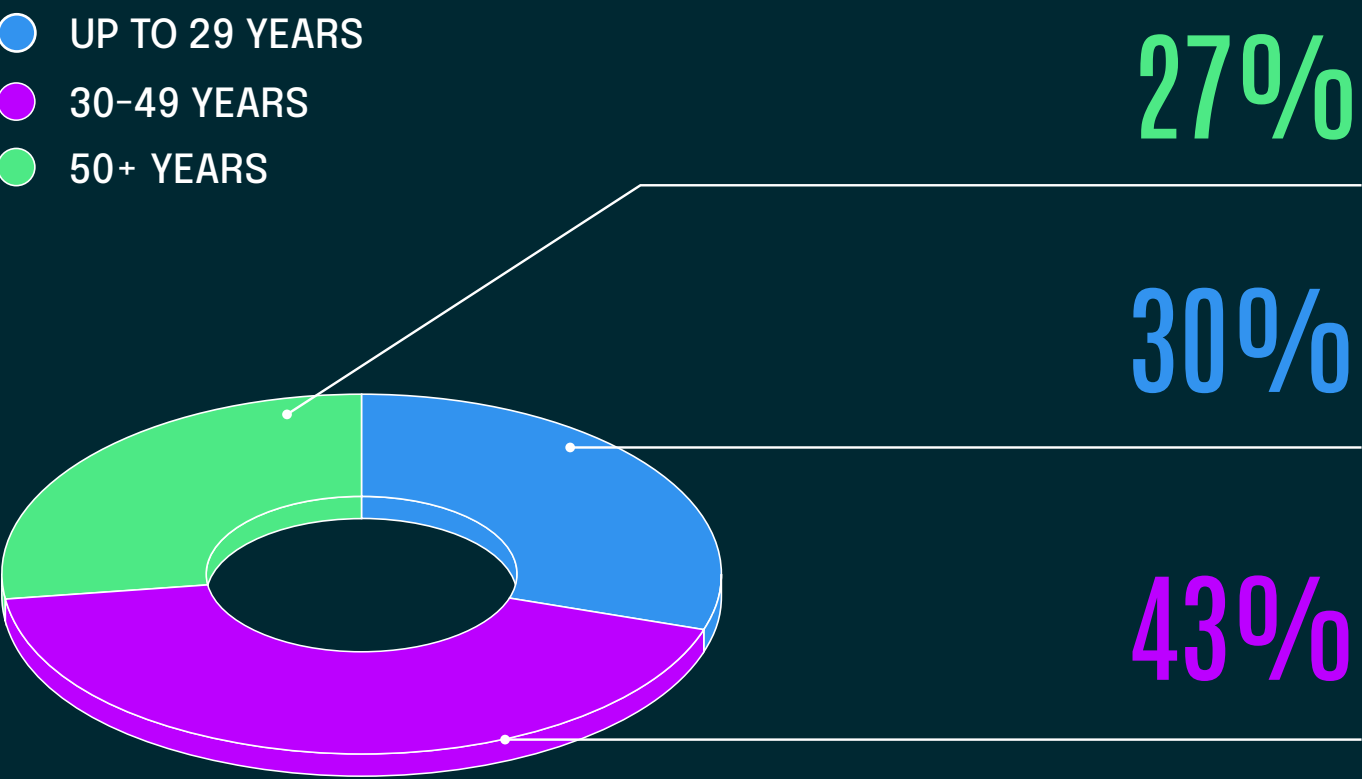
Gender breakdown



PADEL FANS

Padel Fans refers to those who claim to be very interested in padel.

Age ranges



Gender breakdown



THE GROWING NUMBER OF TENNIS ENTHUSIASTS

In February 2024, following substantial growth in the previous years, Tennis achieved a notable level of popularity.

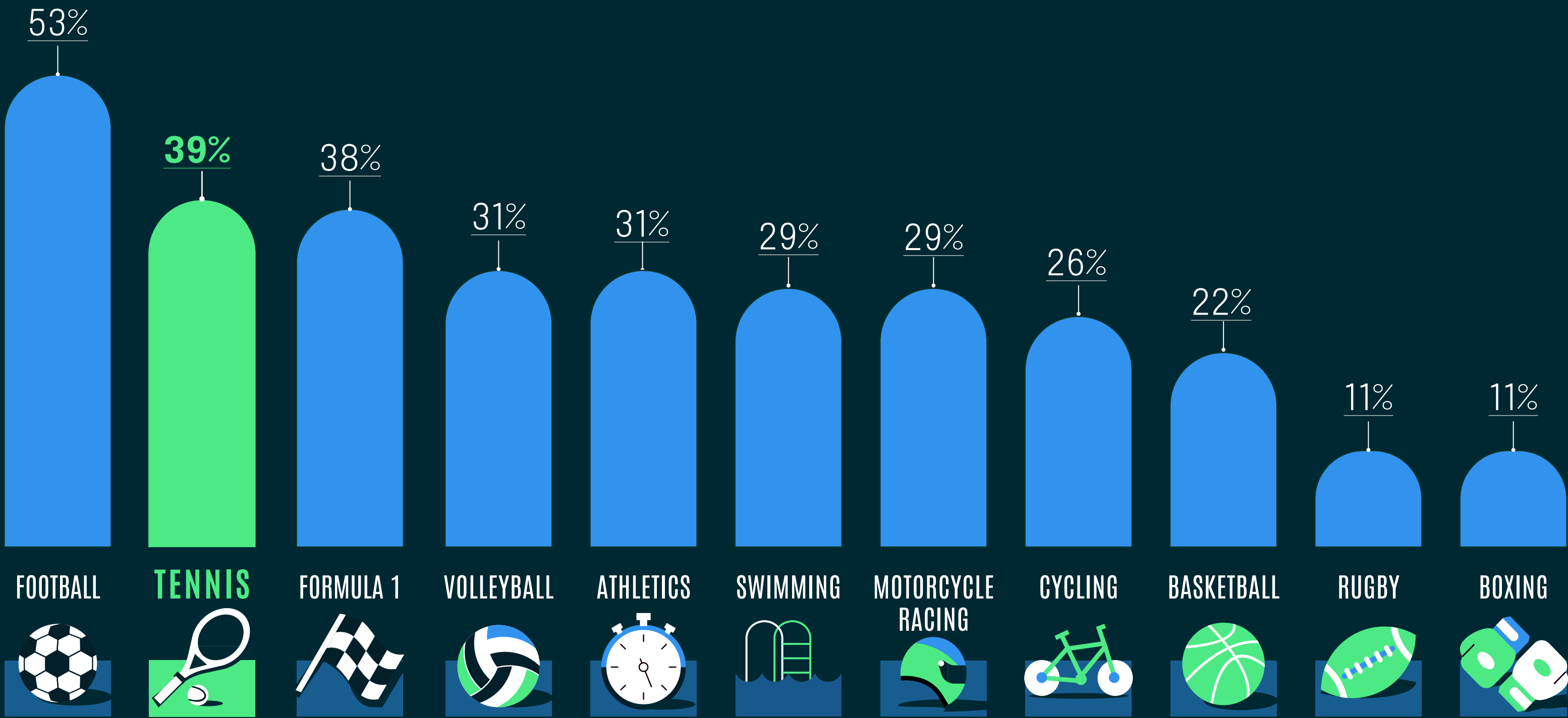


TENNIS
IS ITALY'S
SECOND
MOST
POPULAR
SPORT

Compared with figures for 2016, the number of tennis enthusiasts has almost doubled, even exceeding the number of Formula 1 enthusiasts.

ITALY'S MOST POPULAR SPECTATOR SPORTS

Percentage of Italian enthusiasts of a specific sport calculated from a group that follows at least one sport.



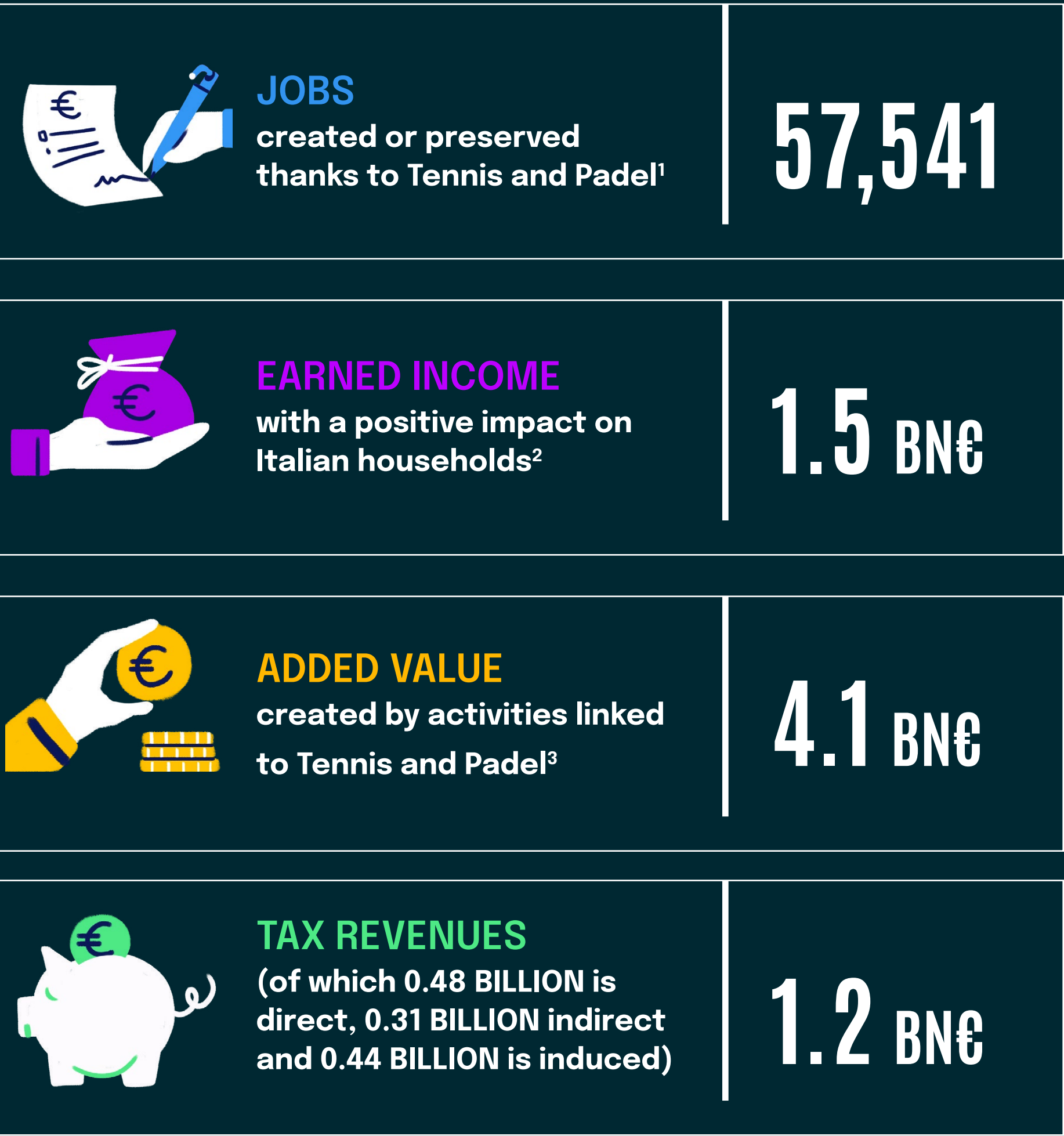
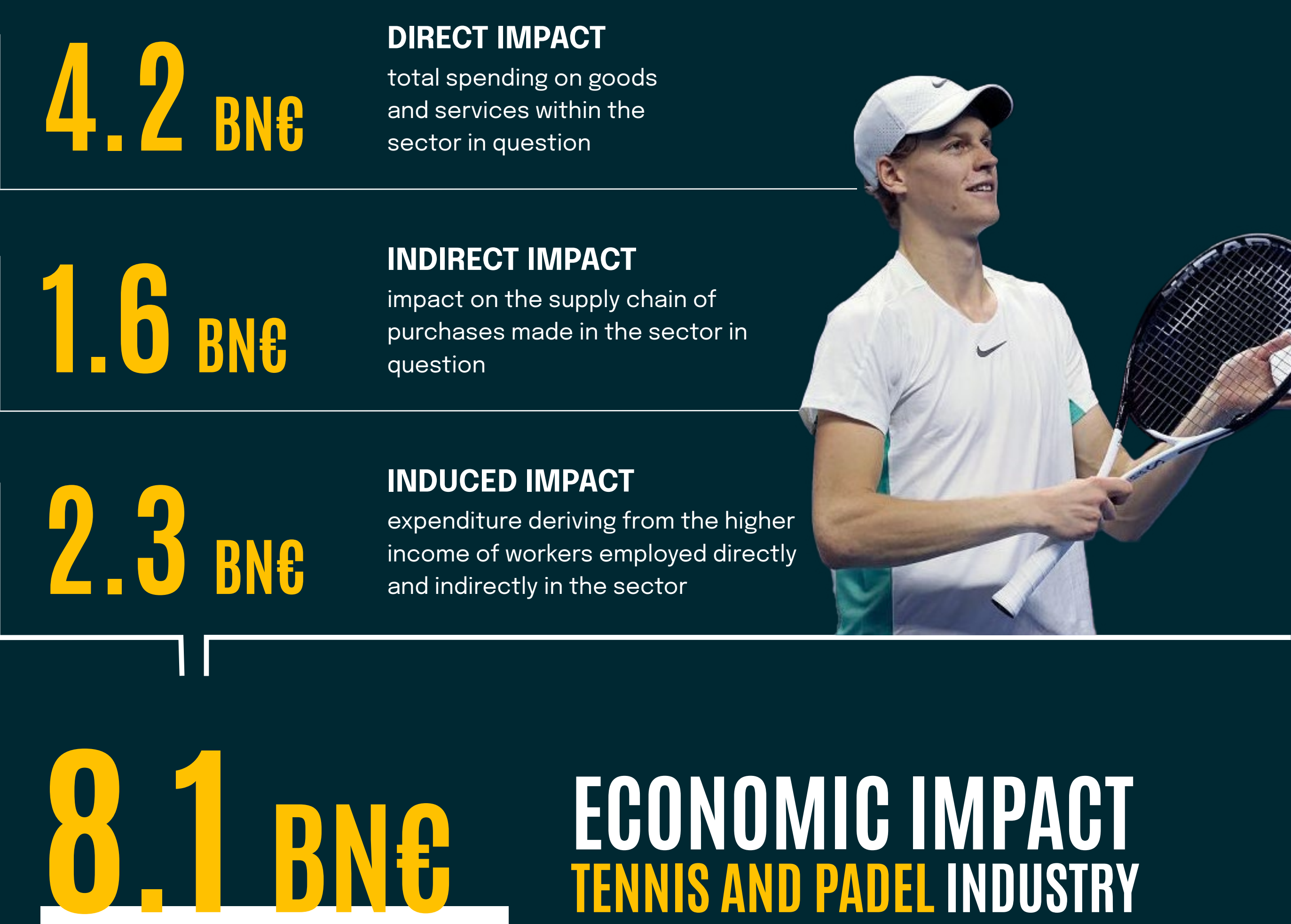
+86%

PERCENTAGE
GROWTH IN
THE NUMBER
OF TENNIS
ENTHUSIASTS
FROM 2016 TO
2024




IMPACTS OF TENNIS AND PADEL IN ITALY

ECONOMIC IMPACT OF THE TENNIS AND PADEL INDUSTRY



1. EXPRESSED IN FTES; 2. CORRESPONDS TO THE TOTAL REMUNERATION OF THE FTES (WAGES, CONTRIBUTIONS AND TAXES); 3. INDICATES THE IMPACT OF THE TENNIS AND PADEL INDUSTRY ON GDP: REPRESENTS THE NET ECONOMIC CONTRIBUTION OF THE INDUSTRY TO THE ECONOMY, CALCULATED AS THE DIFFERENCE BETWEEN THE ECONOMIC IMPACT AND THE COST OF GOODS AND SERVICES USED TO PRODUCE IT

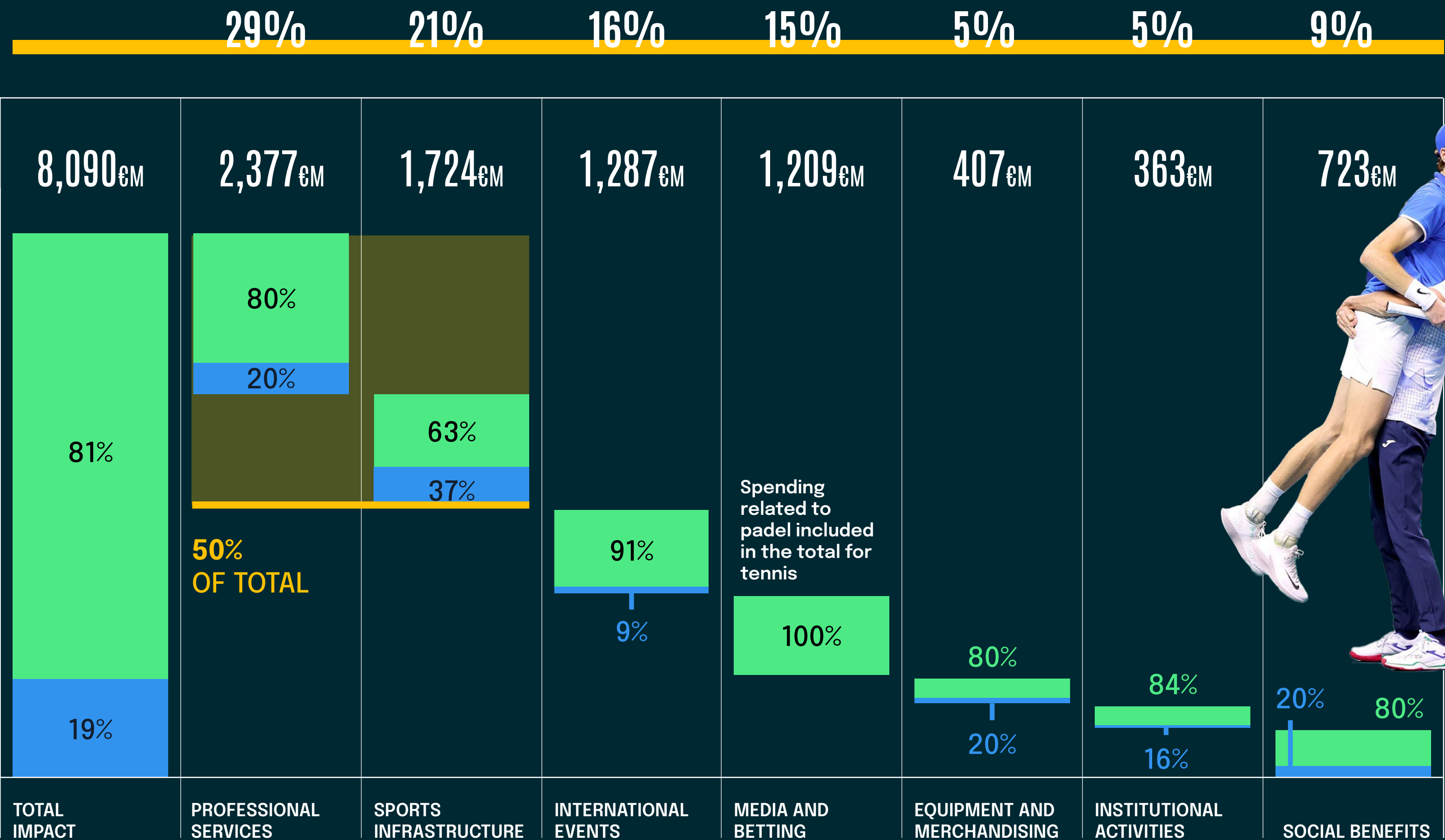
ANALYSIS BY SECTOR

						
INSTITUTIONAL ACTIVITIES	INTERNATIONAL EVENTS	PROFESSIONAL SERVICES	SPORTS INFRASTRUCTURE	EQUIPMENT & MERCHANDISING	MEDIA & BETTING	SOCIAL BENEFITS²
Activities performed by FITP and sports promotion bodies	International Tennis/Padel tournaments	Services provided by professionals	Sports facilities for Tennis and Padel	Sports equipment and merchandising	Sports media and betting on tennis	Economic savings connected to social benefits
Player registration and affiliation to clubs	Major international Tennis and Padel events (e.g., Nitto ATP Finals, Internazionali BNL d'Italia, BNL Italy Major Premier Padel, ...)	Training courses	Sports infrastructure	Equipment	TV and web channels	Reduced healthcare costs
Competitive and non-competitive events and tournaments (organised by FITP and other bodies) ¹		Fitness training	Operating costs (e.g. utilities)	Clothing	Specialist magazines	Increased worker productivity
FITP operating costs		Physiotherapy and rehabilitation	Tennis court reservation	Accessories	Betting on tennis	
		Club membership fees		Merchandising		
				Videogames		

1. EXCLUDING INTERNATIONAL EVENTS ORGANISED BY FITP; 2. ECONOMIC CONTRIBUTION LINKED TO SAVINGS AND INCREASED PRODUCTIVITY, NOT TO ADDITIONAL ECONOMIC ACTIVITY
SOURCE: BCG, TOLUNA SURVEY, NIELSEN FAN INSIGHTS

ECONOMIC IMPACT ANALYSIS : TENNIS AND PADEL INDUSTRY

TENNIS PADEL



KEY FACTS AND FIGURES

The Tennis industry makes up 81% of the total impact, while Padel contributes the remaining 19%

50% of the overall contribution can be attributed to Professional Services and Sports Infrastructure, highlighting the importance of clubs, schools and sports facilities

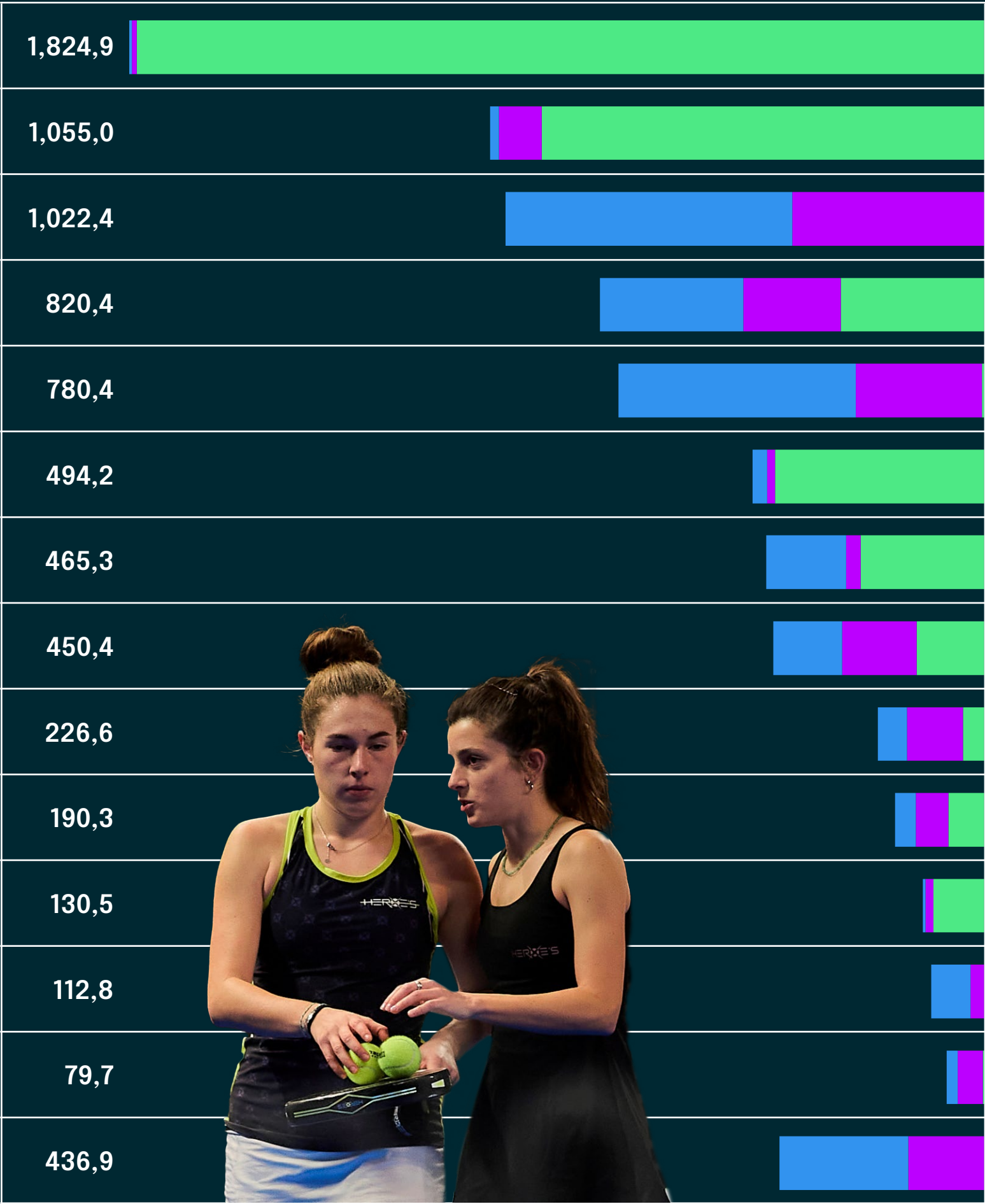
The International Events organized mainly by FITP generate 16% of the economic impact

9% of the total impact derives from Social Benefits, i.e. savings for the health system and increases in worker productivity

ECONOMIC IMPACT AND JOBS BY SECTOR : TENNIS AND PADEL INDUSTRY

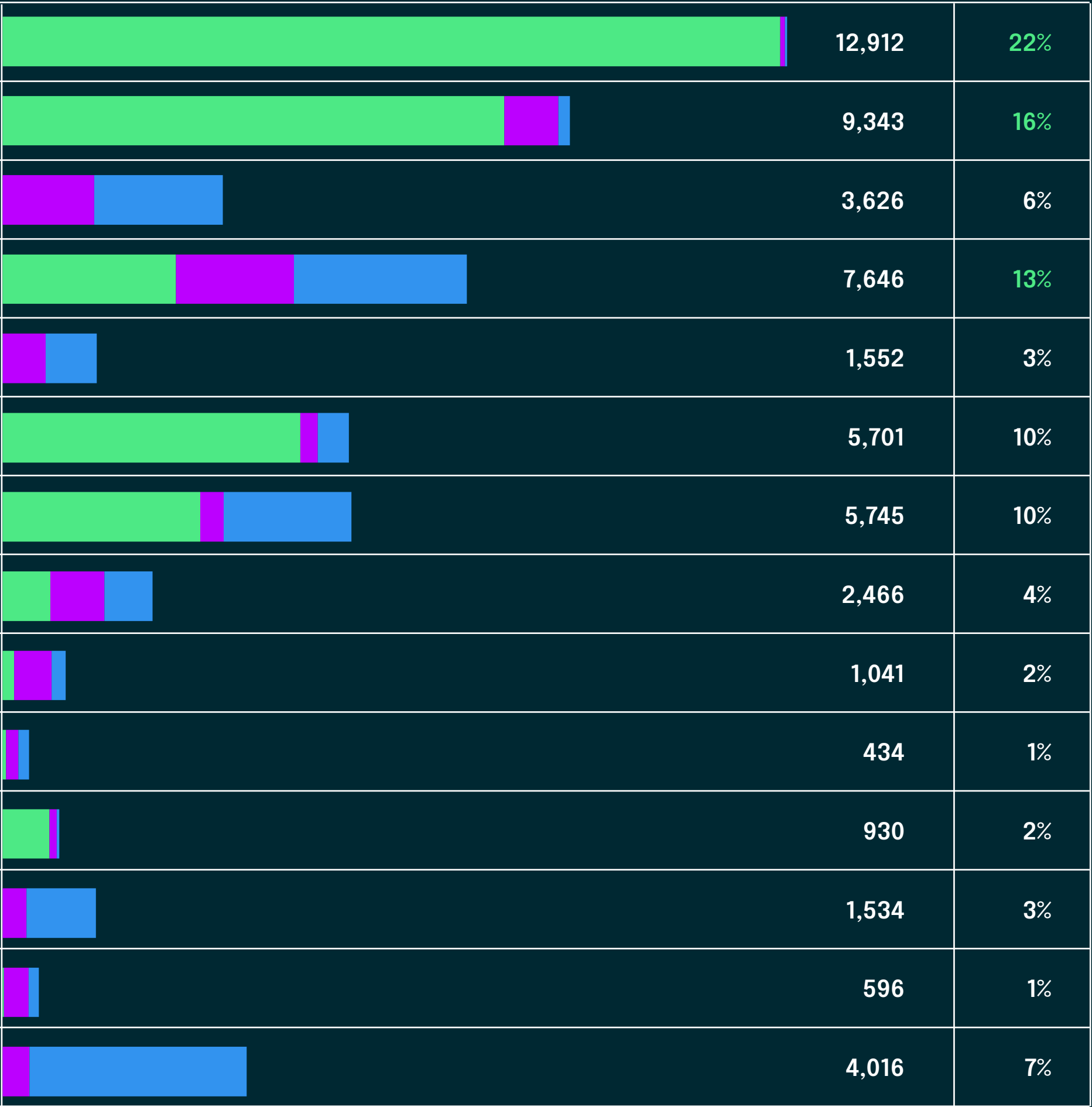
● DIRECT ● INDIRECT ● INDUCED

Economic impact by sector (€M)



ARTS, ENTERTAINMENT AND RECREATIONAL ACTIVITIES
PROFESIONAL, SCIENTIFIC AND TECHNICAL ACTIVITIES
MANUFACTURING ACTIVITIES
WHOLESALE/RETAIL COMMERCE
REAL ESTATE, FINANCIAL AND INSURANCE ACTIVITIES
EDUCATION, HEALTHCARE AND SOCIAL ASSITANCE
EDUCATION, HEALTHCARE AND SOCIAL ASSITANCE
TRANSPORT AND STORAGE
INFORMATION AND COMMUNICATION SERVICES
WATER AND ELECTRICITY SUPPLY
CONSTRUCTION
AGRICULTURE, FORESTRY AND FISHERIES
PUBLIC ADMINISTRATION AND DEFENCE
OTHER SECTORS¹

Jobs created or preserved by sector (number of jobs)



8.1 €BN
ECONOMIC
IMPACT

57,541
JOBS
of which

38%
In arts and
professional
activities

13%
in commerce

1. OTHER SECTORS INCLUDES, FOR EXAMPLE: FAMILY ACTIVITIES AS EMPLOYERS OF DOMESTIC STAFF; PRODUCTION OF UNDIFFERENTIATED GOODS AND SERVICES FOR OWN USE; PRODUCT TAXES NET OF SUBSIDIES; OTHER SERVICES

SOCIAL IMPACT OF THE **TENNIS AND PADEL** INDUSTRY

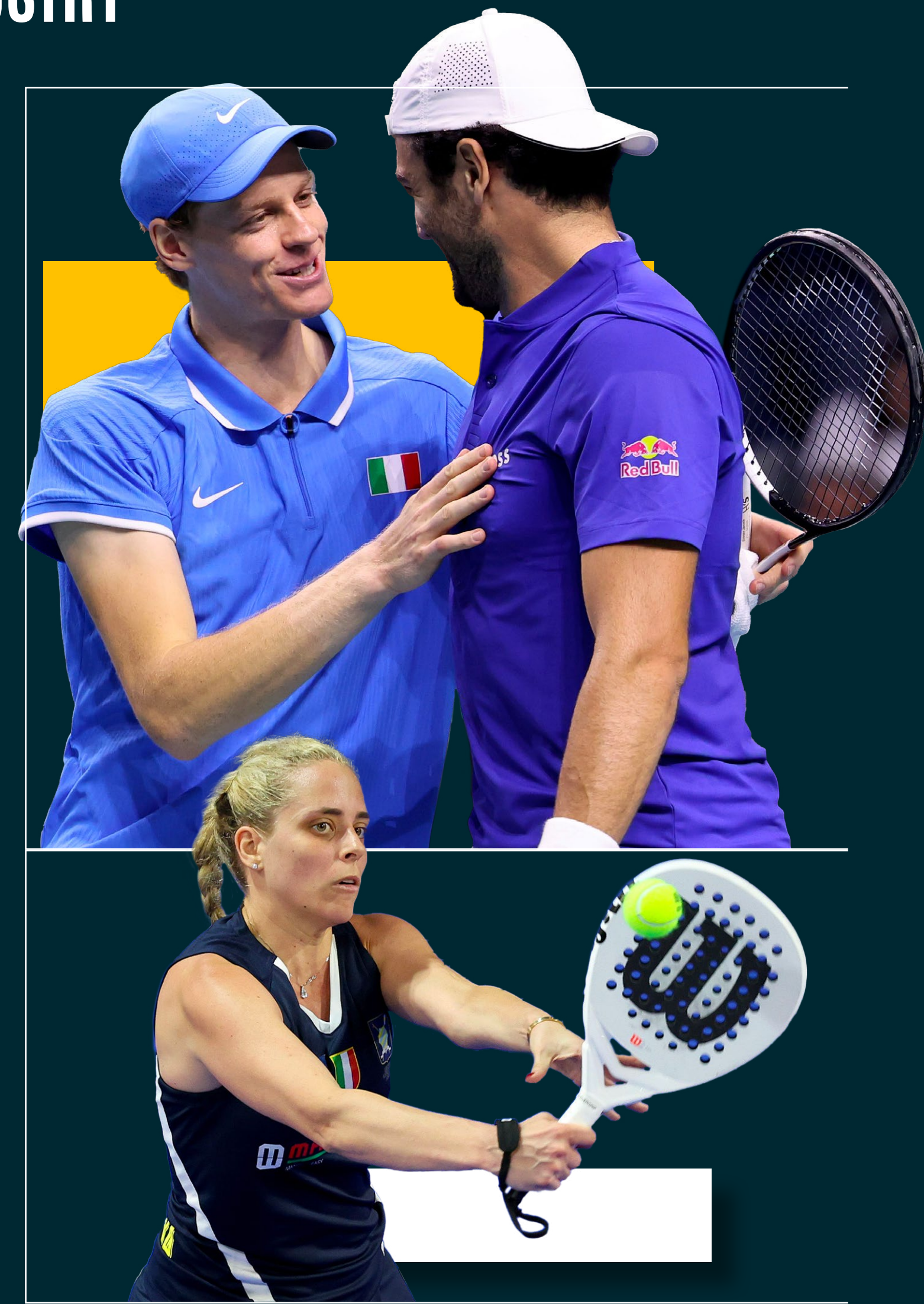
SOCIAL BENEFIT

5.15 €BN

SROI SOCIAL
RETURN
ON
INVESTMENT

For every euro invested in activities related to the tennis and padel industry, society, in its widest possible definition, benefits by €3.90

3.9



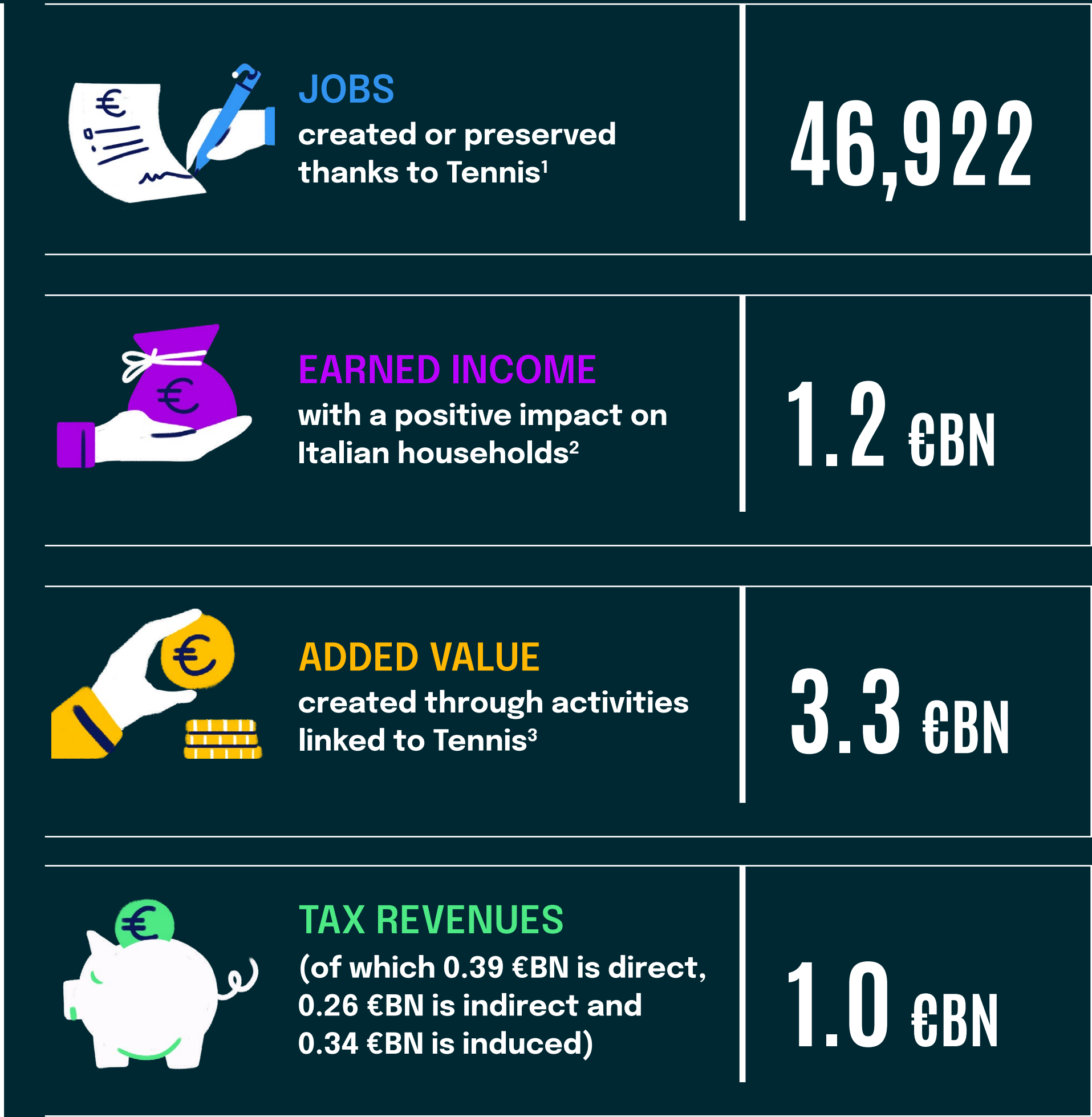
**ESG
RATING**

AA ENVIRONMENT
LOW ENVIRONMENTAL
IMPACTS

AA SOCIAL
INCREASED COMMITMENT
TO COMMUNITIES AND
SOCIETY

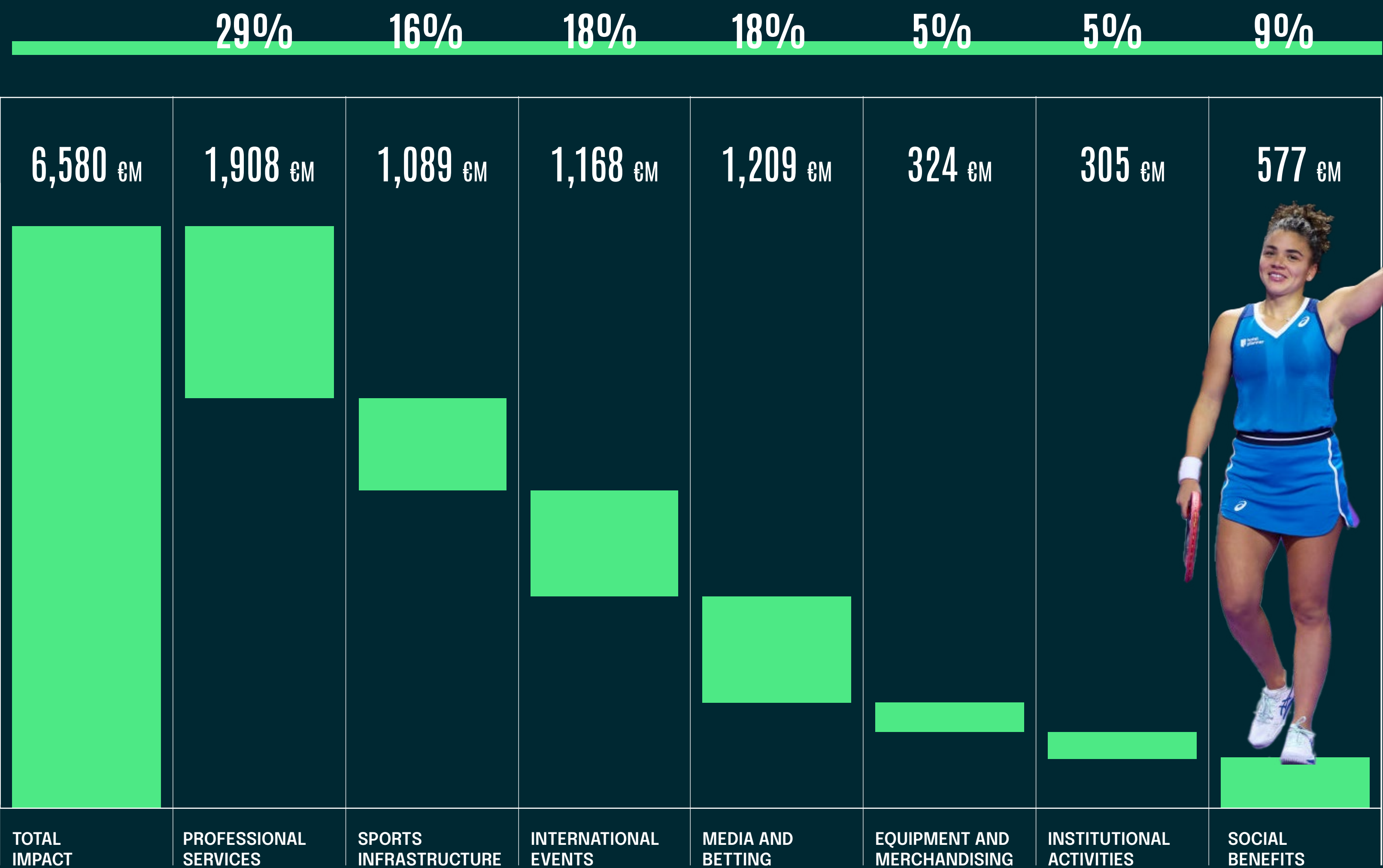
AA GOVERNANCE
ATTENTION TO
ISSUES OF GENDER
EQUALITY

ECONOMIC IMPACT OF THE TENNIS INDUSTRY



1. EXPRESSED IN FTES; 2. CORRESPONDS TO THE TOTAL REMUNERATION OF THE FTES (WAGES, CONTRIBUTIONS AND TAXES); 3. INDICATES THE IMPACT OF THE TENNIS INDUSTRY ON GDP: REPRESENTS THE NET ECONOMIC CONTRIBUTION OF THE INDUSTRY TO THE ECONOMY, CALCULATED AS THE DIFFERENCE BETWEEN THE ECONOMIC IMPACT AND THE COST OF GOODS AND SERVICES USED TO PRODUCE IT
SOURCE: BCG

ECONOMIC IMPACT BY SECTOR: THE TENNIS INDUSTRY



MAIN FACTS AND FIGURES

Almost **a third of the value** generated by Tennis comes from Professional Services (29%)

18% of the contribution is linked to International Events, the majority of the impact can be attributed to **the major tournaments** like the Nitto ATP and the Internazionali BNL d’italia

Media and sports betting represent 18% of the impact, mainly thanks to TV **subscriptions to watch Tennis, and sports betting**

ECONOMIC IMPACT AND JOBS PER SECTOR: TENNIS INDUSTRY

● DIRECT ● INDIRECT ● INDUCED

Economic impact per sector (€M)

Jobs created or preserved per sector (n° jobs)

1,464,7		ARTS, ENTERTAINMENT AND RECREATIONAL ACTIVITIES		10,364	22%
876,1		PROFESIONAL, SCIENTIFIC AND TECHNICAL ACTIVITIES		7,783	17%
820,1		MANUFACTURING ACTIVITIES		2,902	6%
679,8		WHOLESALE/ RETAIL COMMERCE		6,335	14%
625,2		REAL ESTATE, FINANCIAL AND INSURANCE ACTIVITIES		1,249	3%
398,3		EDUCATION, HEALTHCARE AND SOCIAL ASSITANCE		4,917	10%
395,5		ACCOMMODATION AND CATERING		4,562	10%
387,0		TRANSPORT AND STORAGE		2,114	5%
187,8		INFORMATION AND COMMUNICATION SERVICES		864	2%
158,2		WATER AND ELECTRICITY SUPPLY		353	1%
90,5		CONSTRUCTION		1,230	3%
83,6		AGRICULTURE, FORESTRY AND FISHERIES		596	3%
64,5		PUBLIC ADMINISTRTION AND DEFENCE		483	1%
348,4		OTHER SECTORS ¹		3,169	7%



6.6 €BN
ECONOMIC
IMPACT

46,922
JOBS
of which

39%
In arts and
professional activities

14%
in commerce

1.OTHER SECTORS INCLUDES, FOR EXAMPLE: FAMILY ACTIVITIES AS EMPLOYERS OF DOMESTIC STAFF; PRODUCTION OF UNDIFFERENTIATED GOODS AND SERVICES FOR OWN USE; PRODUCT TAXES NET OF SUBSIDIES; OTHER SERVICES
SOURCE:BCG

SOCIAL IMPACT OF THE TENNIS INDUSTRY

SOCIAL BENEFIT

3.99 €BN

SROI SOCIAL
RETURN
ON
INVESTMENT

For every euro invested in activities relating to tennis, society, in its widest possible definition, benefits by €4.60

4.6



ESG
RATING

AA

ENVIRONMENT
ENVIRONMENTAL
IMPACTS

AA

SOCIAL
INCREASES COMMITMENT
TO COMMUNITIES AND
SOCIETY

AA

GOVERNANCE
ATTENTION TO
ISSUES OF GENDER
EQUALITY

ECONOMIC IMPACT OF THE **PADEL** INDUSTRY

0.8 €BN

DIRECT IMPACT

Total spending of goods and services within the sector in question

0.2 €BN

INDIRECT IMPACT

Impact on the supply chain of purchases made in the sector in question

0.5 €BN

INDUCED IMPACT

Expenditure deriving from the higher income of workers employed directly and indirectly in the sector

1.5 €BN

ECONOMIC IMPACT OF THE **PADEL** INDUSTRY



JOBS

created or preserved thanks to Padel¹

10,619



EARNED INCOME

with a positive impact on Italian households²

0.3 BN€



ADDED VALUE

created through activities linked to Padel³

0.8 BN€



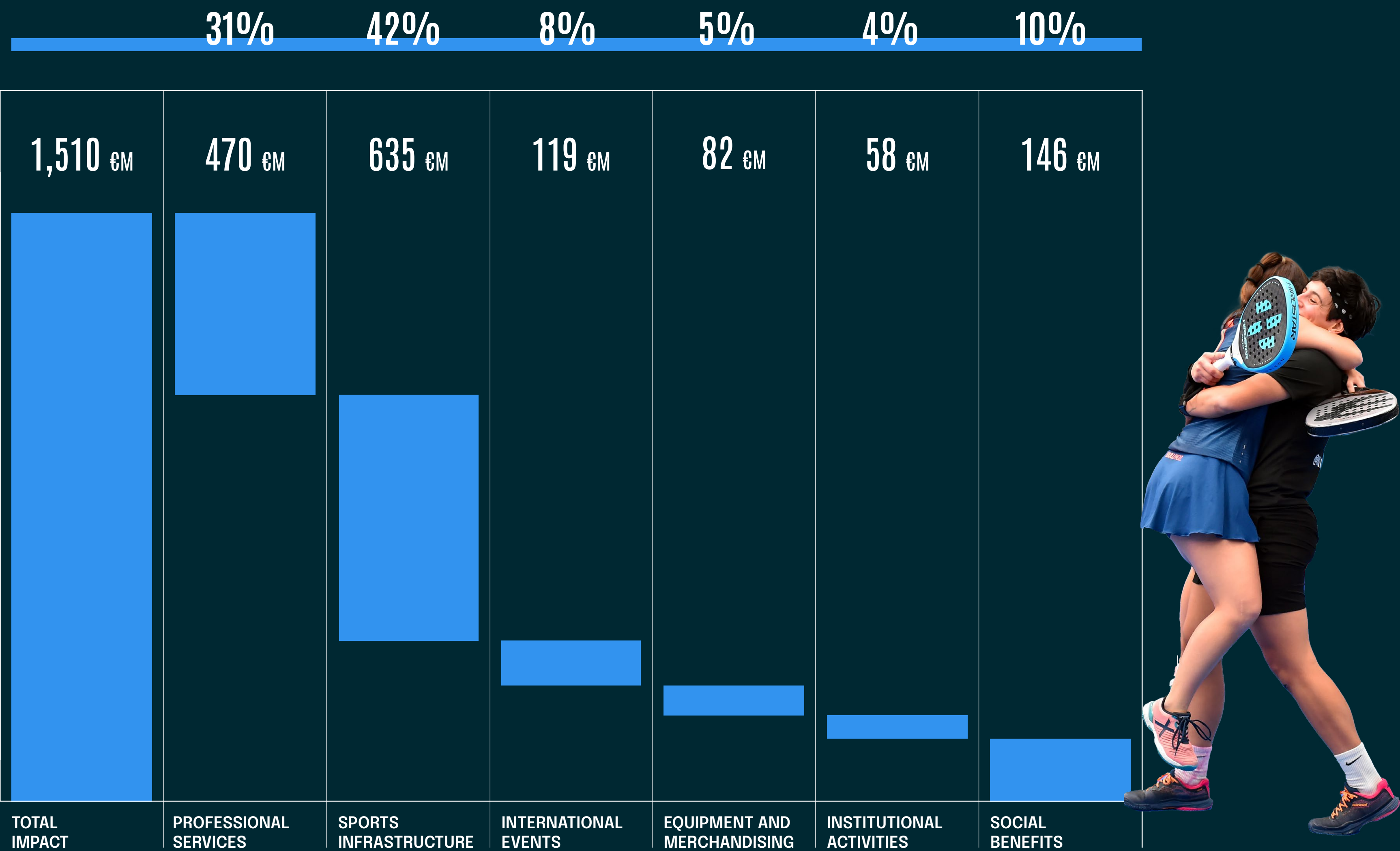
TAX REVENUES

(of which 86 M€ is direct, 54 M€ is indirect and 92 M€ is induced)

0.2 BN€

1. EXPRESSED IN FTES; 2. CORRESPONDS TO THE TOTAL REMUNERATION OF THE FTES (WAGES, CONTRIBUTIONS AND TAXES); 3. INDICATES THE IMPACT OF THE PADEL INDUSTRY ON THE PADEL INDUSTRY: REPRESENTS THE NET ECONOMIC CONTRIBUTION OF THE INDUSTRY TO THE ECONOMY, CALCULATED AS THE DIFFERENCE BETWEEN THE ECONOMIC IMPACT AND THE COST OF GOODS AND SERVICES USED TO PRODUCE IT
SOURCE: BCG

ECONOMIC IMPACT BY SECTOR: PADEL INDUSTRY



KEY FACTS AND FIGURES

42% of the total impact of Padel derives from sports facilities, resulting from the substantial growth in the number of courts and sports centres

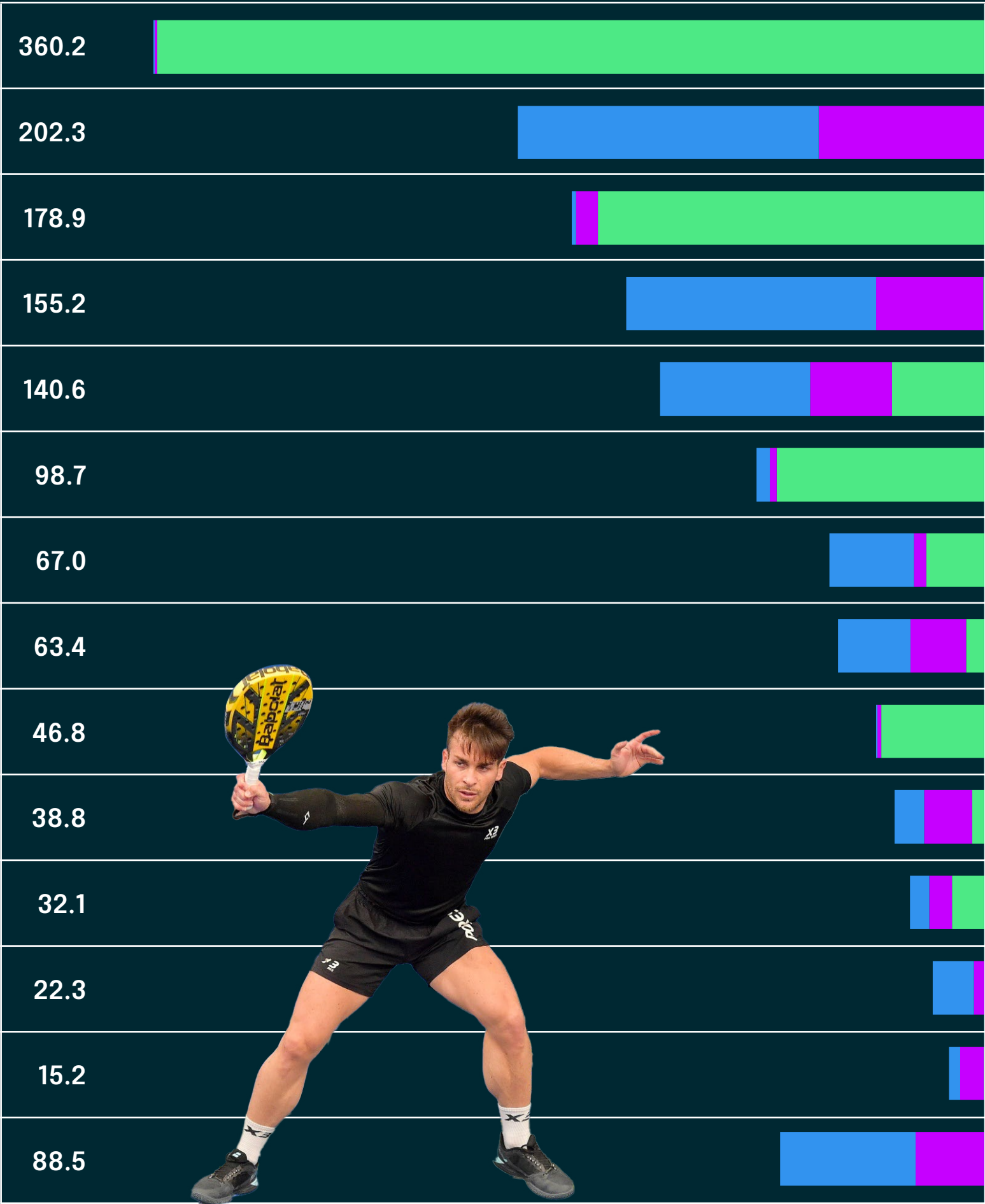
Professional services represent 31% of the total, confirming the importance of this aspect also for Padel

International events make up just 8%, highlighting the lesser popularity of Padel events compared to tennis events

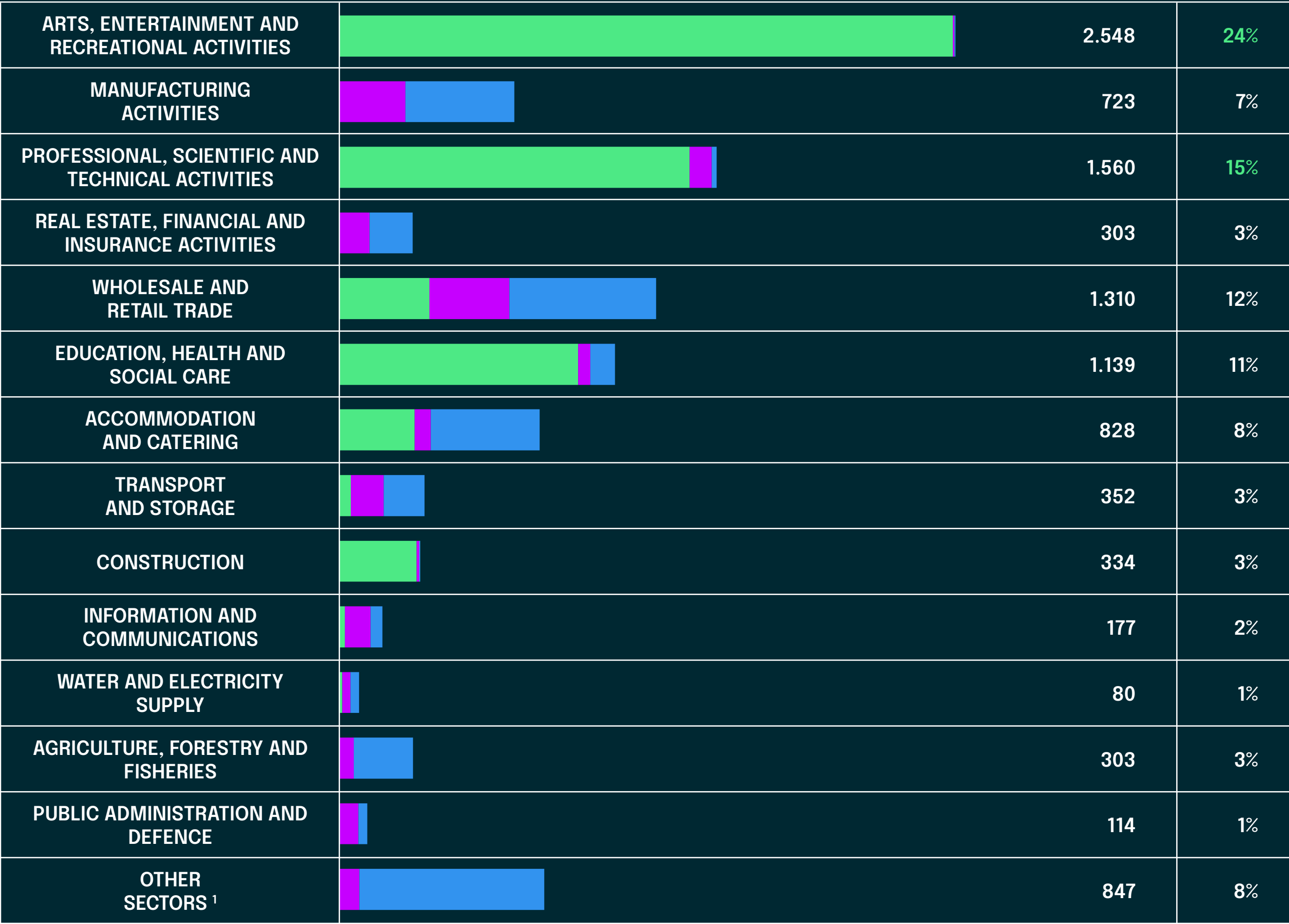
ECONOMIC IMPACT AND JOBS BY SECTOR : THE PADEL INDUSTRY

● DIRECT ● INDIRECT ● INDUCED

Economic impact by sector (€M)



Jobs created or preserved by sector (# n° jobs)



1,5 €BN
ECONOMIC
IMPACT

10,619
JOBS
of which

24%
In art/culture
and professional
activities

15%
in professional,
scientific and
technical
activities

1. OTHER SECTORS INCLUDES, FOR EXAMPLE: FAMILY ACTIVITIES AS EMPLOYERS OF DOMESTIC STAFF; PRODUCTION OF UNDIFFERENTIATED GOODS AND SERVICES FOR OWN USE; PRODUCT TAXES NET OF SUBSIDIES; OTHER SERVICES
SOURCE: BCG

SOCIAL IMPACT OF THE **PADEL** INDUSTRY

SOCIAL BENEFIT

1.17 €BN

SROI SOCIAL
RETURN
ON
INVESTMENT

For every euro invested in activities related to the padel industry, society, in its widest possible definition, benefits by €2.60

2.6



**ESG
RATING**

AA

ENVIRONMENT
LOWER ENVIRONMENTAL
IMPACT

AA

SOCIAL
INCREASED COMMITMENT
TO COMMUNITIES AND
SOCIETY

AA

GOVERNANCE
ATTENTION TO ISSUES
OF GENDER EQUALITY

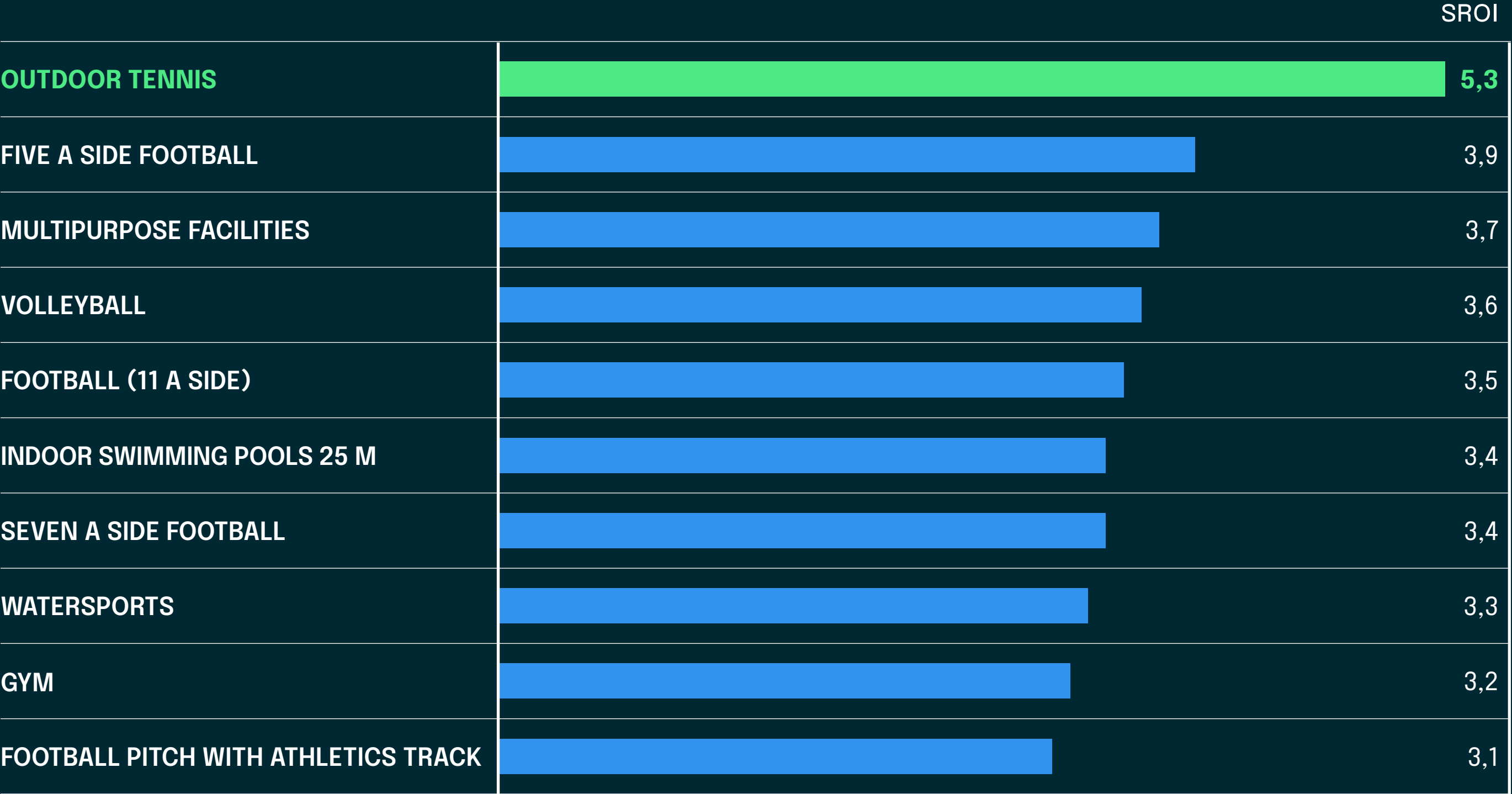
SPORTS WITH THE HIGHEST SROI IN ITALY

Social Return on Investment (SROI) is a metric used to analyse the impact that includes both social benefits deriving from infrastructure, and costs associated with the period of the useful life of the financed asset. It is calculated as the ratio between the net present value of the social benefits and the net present value of the costs incurred.



OUTDOOR **TENNIS** IS THE
SPORT WITH THE HIGHEST
SOCIAL VALUE

SOURCE: ISTITUTO PER IL CREDITO SPORTIVO



In the case of **outdoor Tennis**, for every euro invested the social benefits are equal to €5.30

5.3

SROI
OUTDOOR
TENNIS

IMPACT ON HEALTH

Various scientific studies have shown that playing tennis regularly can extend life expectancy by up to 9.7 years

TENNIS IS THE SPORT THAT MOST EXTENDS LIFE EXPECTANCY

as demonstrated by a study carried out over 22 years by a specialist team of doctors and statisticians

BENEFITS OF TENNIS ON HEALTH

HEART HEALTH



Playing 3 hours a week reduces the risk of cardiovascular diseases by 56%

9.7
years
TENNIS

A COMPLETE WORKOUT



Playing tennis provides a complete workout for the entire body

6.2
years
BADMINTON


INCREASED RESISTANCE



An average point lasts between 5 and 7 seconds and is played at an extremely high intensity. This helps improve anaerobic capacity

4.7
years
FOOTBALL


COORDINATION



Helps improve hand-eye coordination, reaction times, agility and balance

3.7
years
CYCLING


FITNESS



Playing for 150 minutes a week meets global physical exercise recommendations and increases fitness levels

3.4
years
SWIMMING

STRONGER BONES



The impact with the ball helps improve bone density, which can prevent osteoporosis in later life

3.2
years
JOGGING

PSYCHO-SOCIAL IMPACTS

IN ADDITION
TO IMPROVING
PHYSICAL HEALTH,
PLAYING **TENNIS**
ALSO BENEFITS
**MENTAL, SOCIAL
AND EMOTIONAL
WELLBEING**

BENEFITS

SOCIAL LIFE



Helps build and maintain friendships and social interactions that improve happiness and wellbeing

LESS STRESS



Playing tennis benefits physical, mental, social and emotional health and can help in the management of stress

BOOSTS SELF-ESTEEM



Especially in the case of young people, becoming better at playing can help boost self-esteem through having to problem solve constantly on the court

DEVELOPS RESILIENCE



Tennis is a “mentally complicated” sport. This is because within a single match, numerous points are contested, won or lost through errors. Learning to mentally manage these errors helps improve resilience, not only in sport but in everyday life

**BILLIE JEAN
KING CUP**

2024 FINALS MALAGA

BY **GAINBRIDGE**





CHAPTER 2

TENNIS AND PADEL WORLDWIDE AND ITALIAN RESULTS

TENNIS AND PADEL
AROUND THE
WORLD


THE RESULTS
OF ITALIAN PRO
PLAYERS

THE RESULTS OF THE
ITALIAN NATIONAL
TEAM



TENNIS AND PADEL WORLDWIDE

PLAYERS WORLDWIDE



106 MILLION

TOTAL NUMBER OF PLAYERS WORLDWIDE

+25.6%

COMPARED
WITH 2019

33 COUNTRIES

99% of tennis players
come from 33 countries,
an increase compared
with 31 countries in 2019

PLAYERS WORLDWIDE

NORTH AMERICA

28,812,000

27.2%

CENTRAL AMERICA AND THE CARIBBEAN

664,899

0.6%

SOUTH AMERICA

8,846,758

8.3%

EUROPE

29,573,962

27.9%

ASIA

35,348,633

33.4%

OCEANIA

1,849,835

1.7%

AFRICA

892,032


0.9%

GENDER BALANCE AMONG PLAYERS AND COACHES


GENDER BALANCE AMONG PLAYERS

42.7 MILLION WOMEN

63.3 MILLION MEN



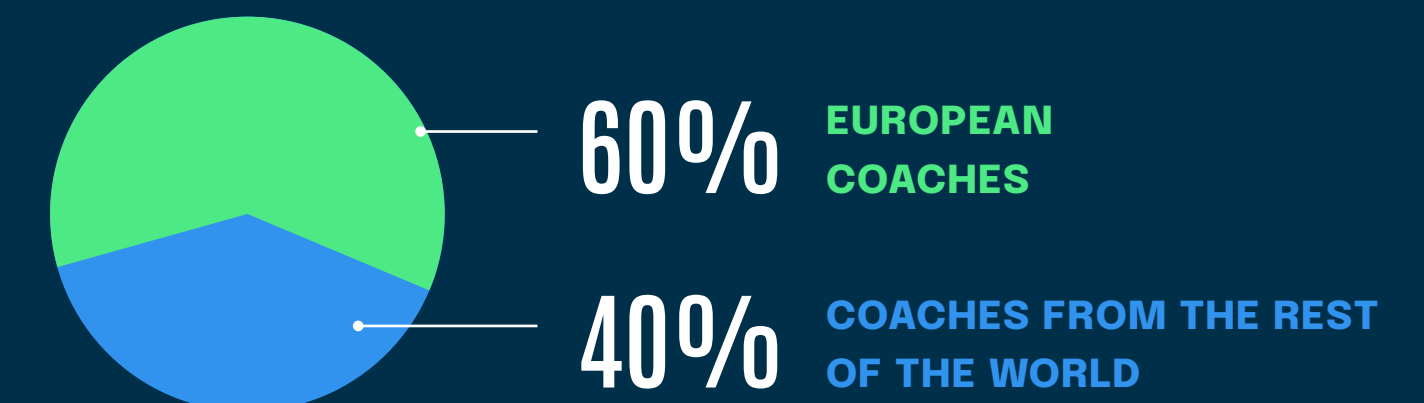
+8.3% increase in the number of female tennis players




GENDER BALANCE AMONG COACHES

42.6 M WOMEN

132.7 M MEN



 **Oceania** is the region with the highest proportion of female coaches with 32,5%.

90% of these coaches work in 35 countries

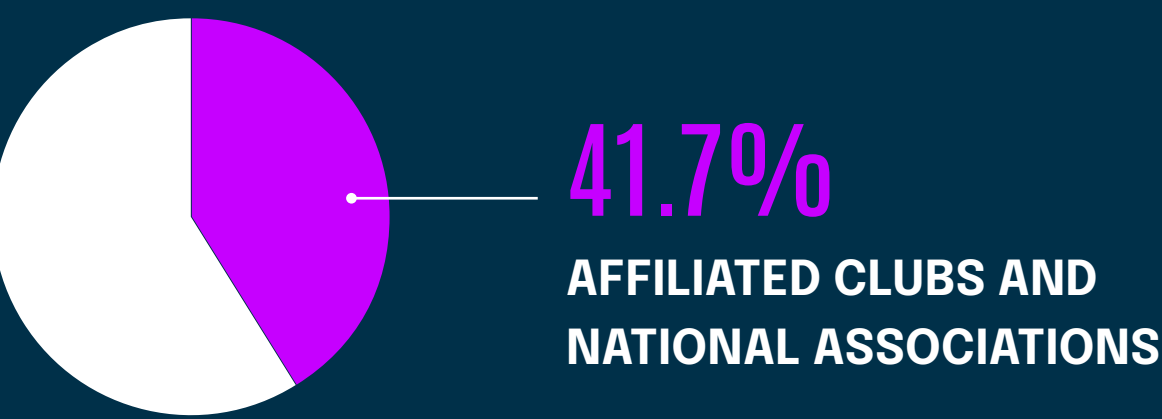
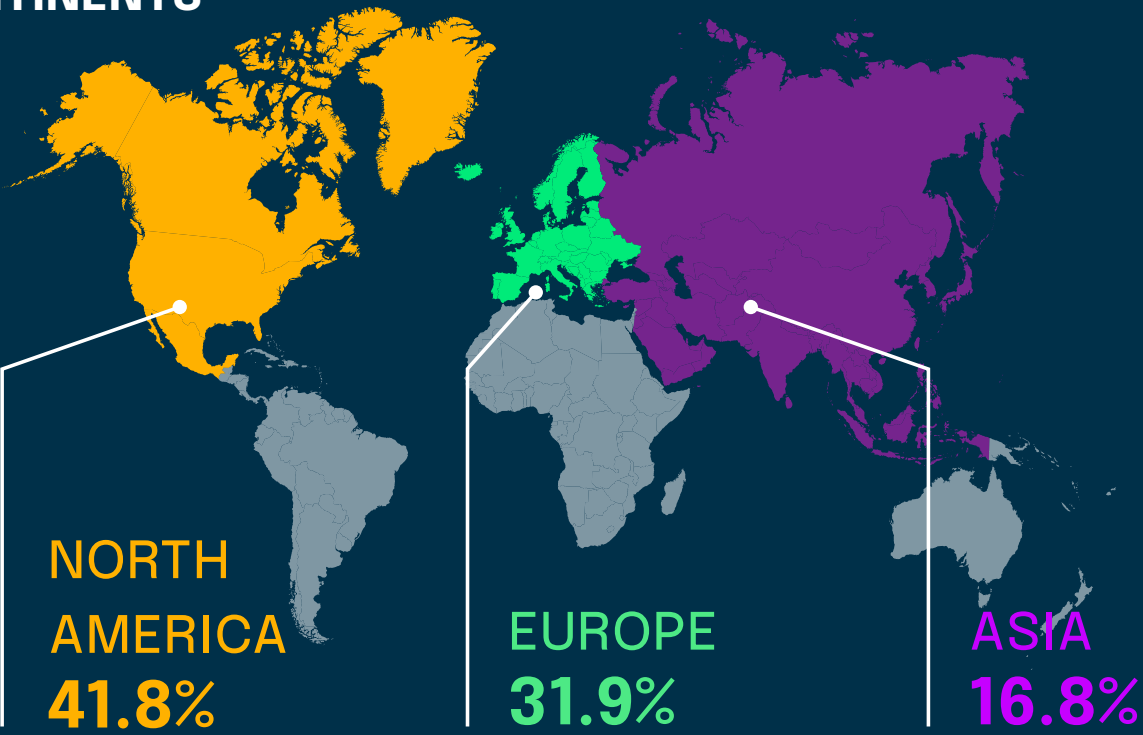
604.5 tennis players per coach

WORLDWIDE TENNIS DATA

TOTAL NUMBER OF TENNIS CLUBS

130,742

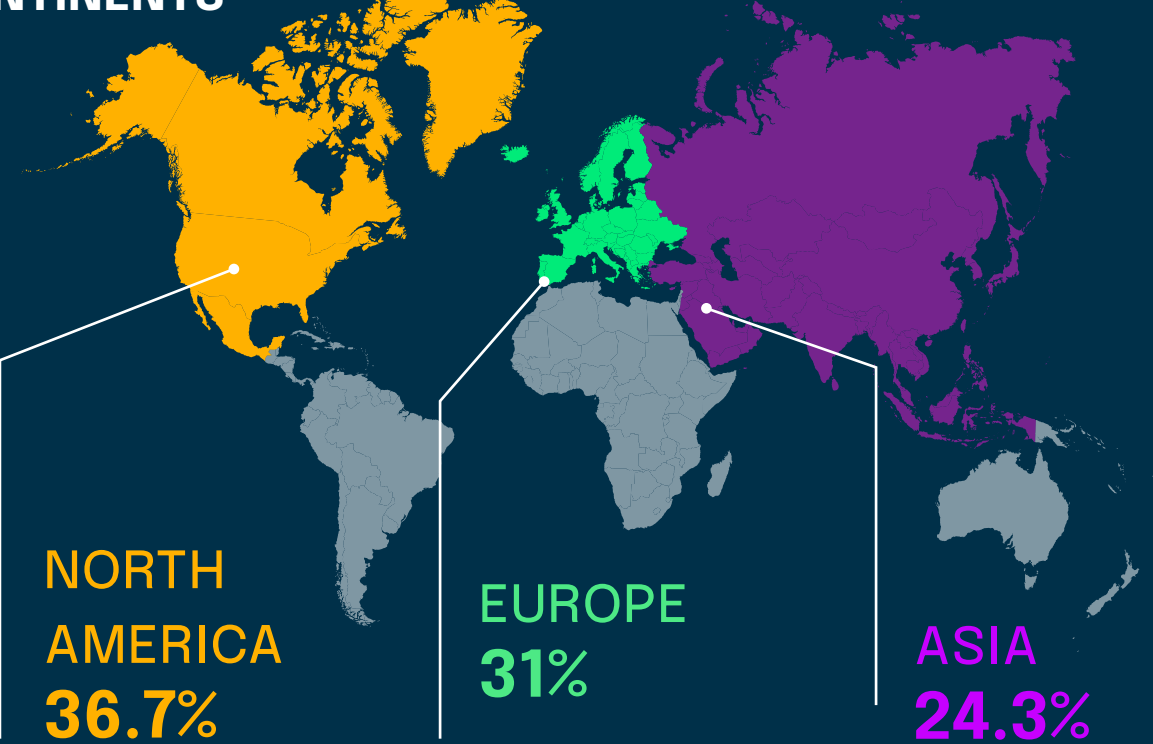
MORE THAN 90% OF TENNIS COURTS ARE LOCATED IN THREE CONTINENTS



TOTAL TENNIS COURTS

698,034

MORE THAN 90% OF TENNIS COURTS ARE LOCATED IN THREE CONTINENTS

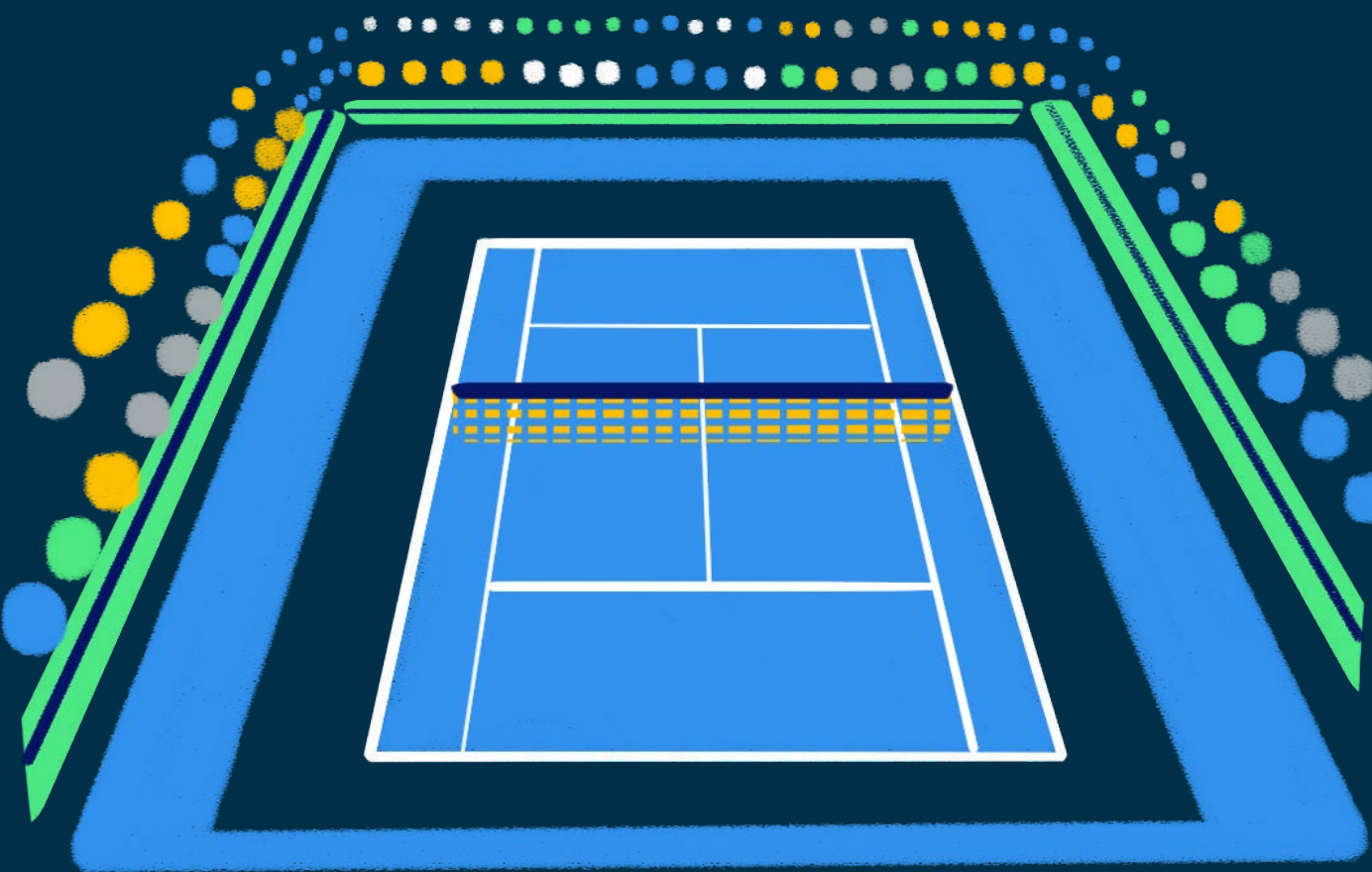


For every court, there are 151,8 tennis players, a lower ratio than the 169,5 in 2019. For every coach there are four tennis courts, an increase compared with 3.1 in 2019.

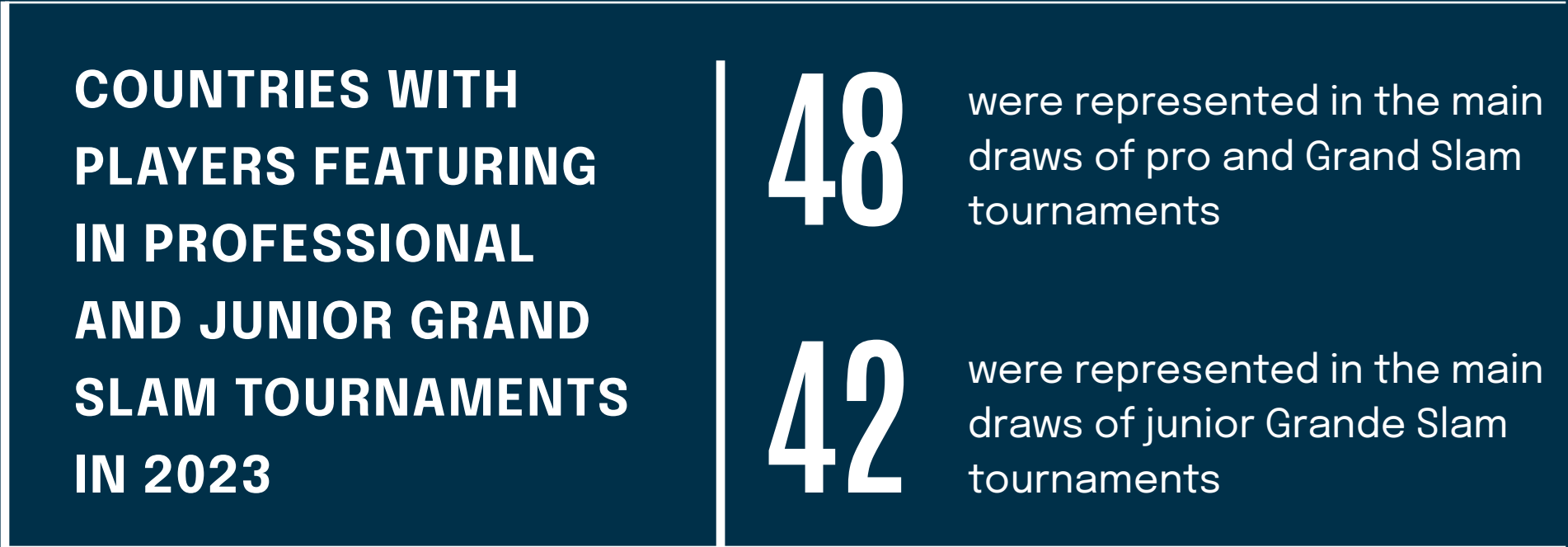
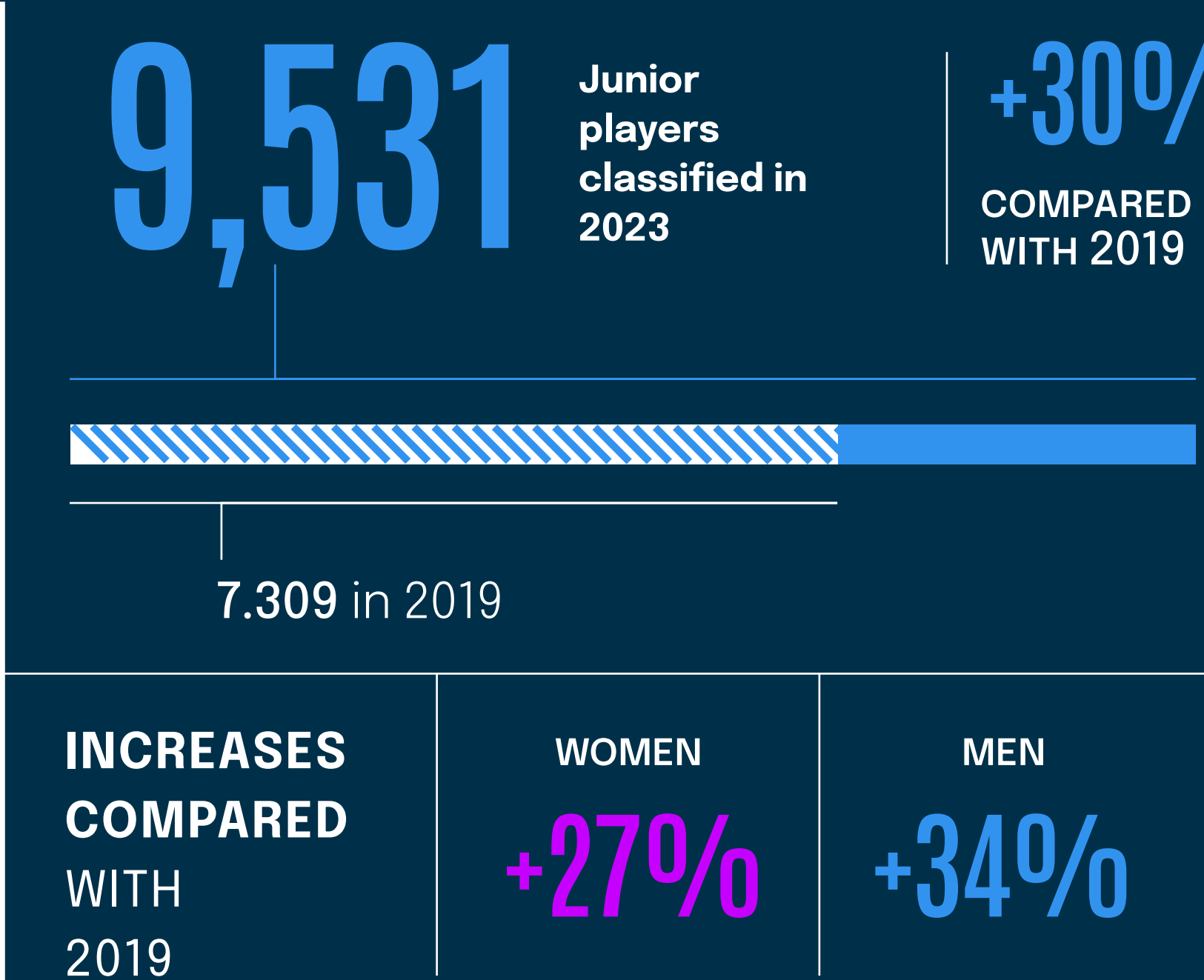
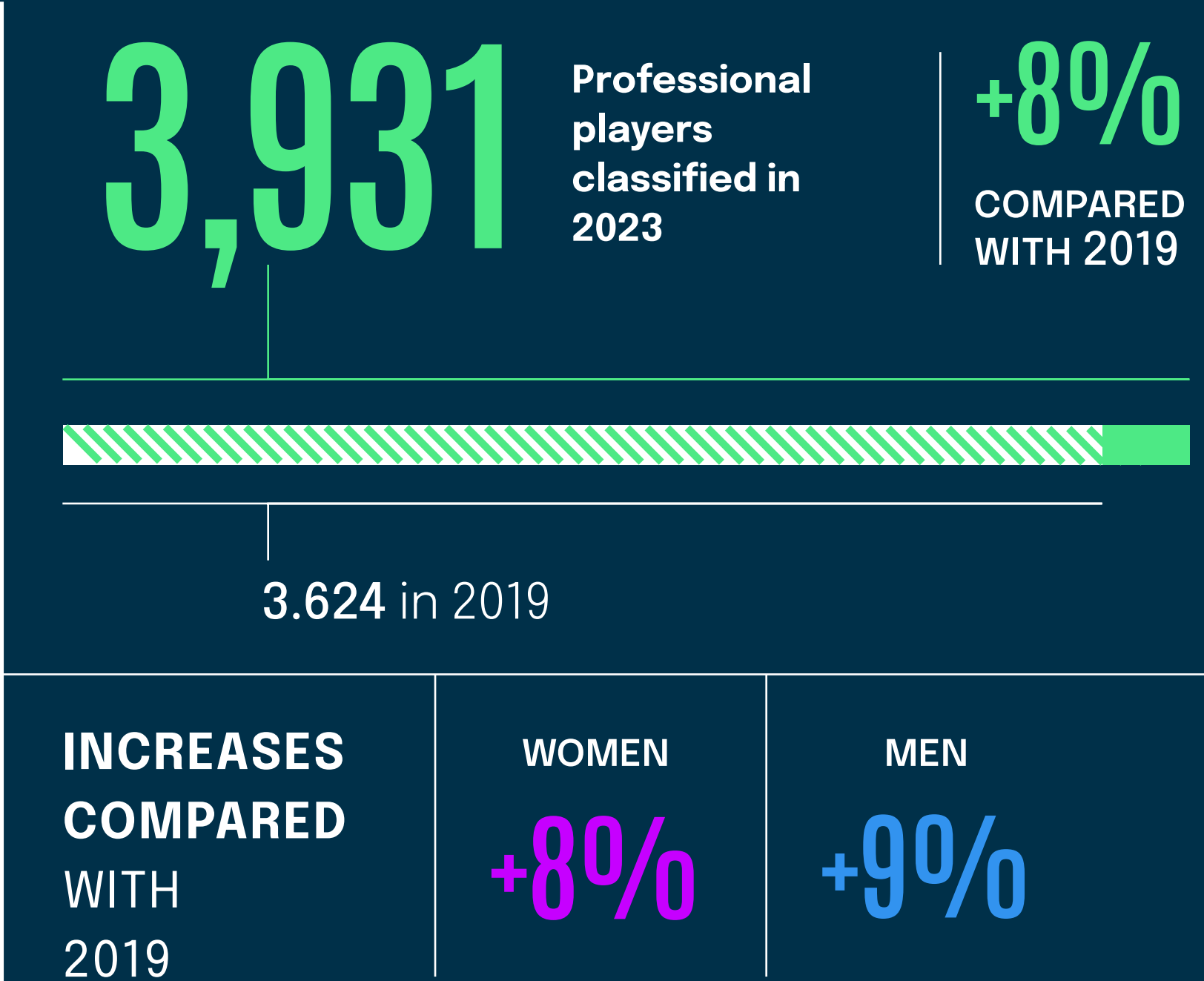
91.2%
OUTDOOR
COURTS

55.3%
ACRYLIC
COURTS

25.7%
CLAY
COURTS



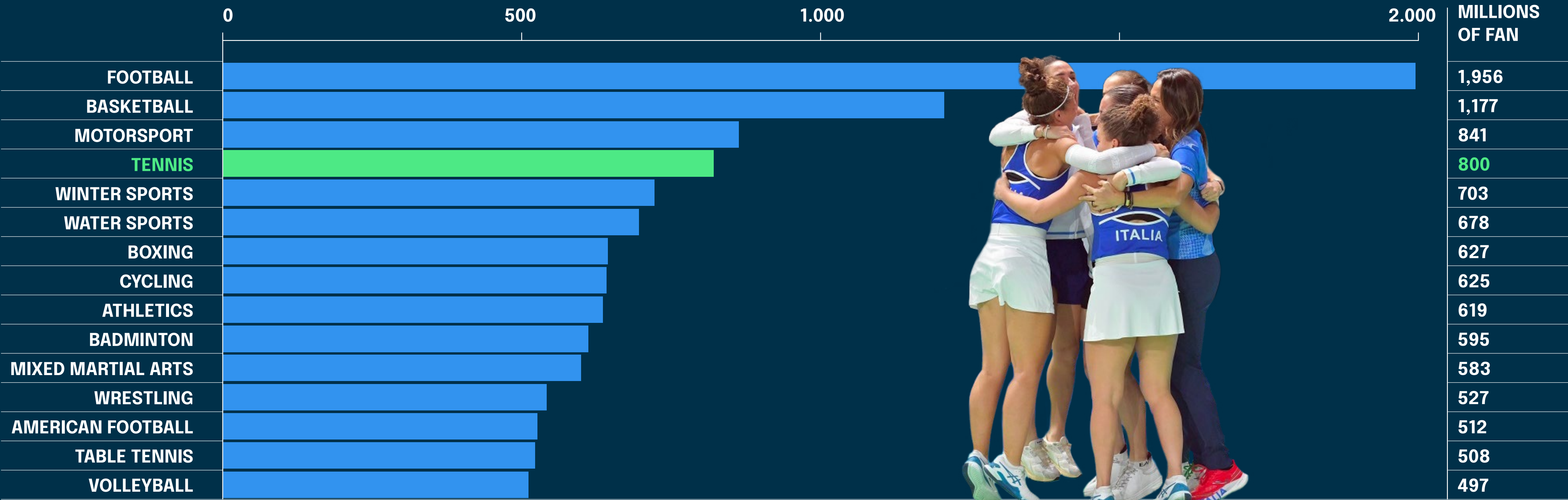
PROS AND JUNIORS



THE WORLD’S MOST POPULAR SPECTATOR SPORTS

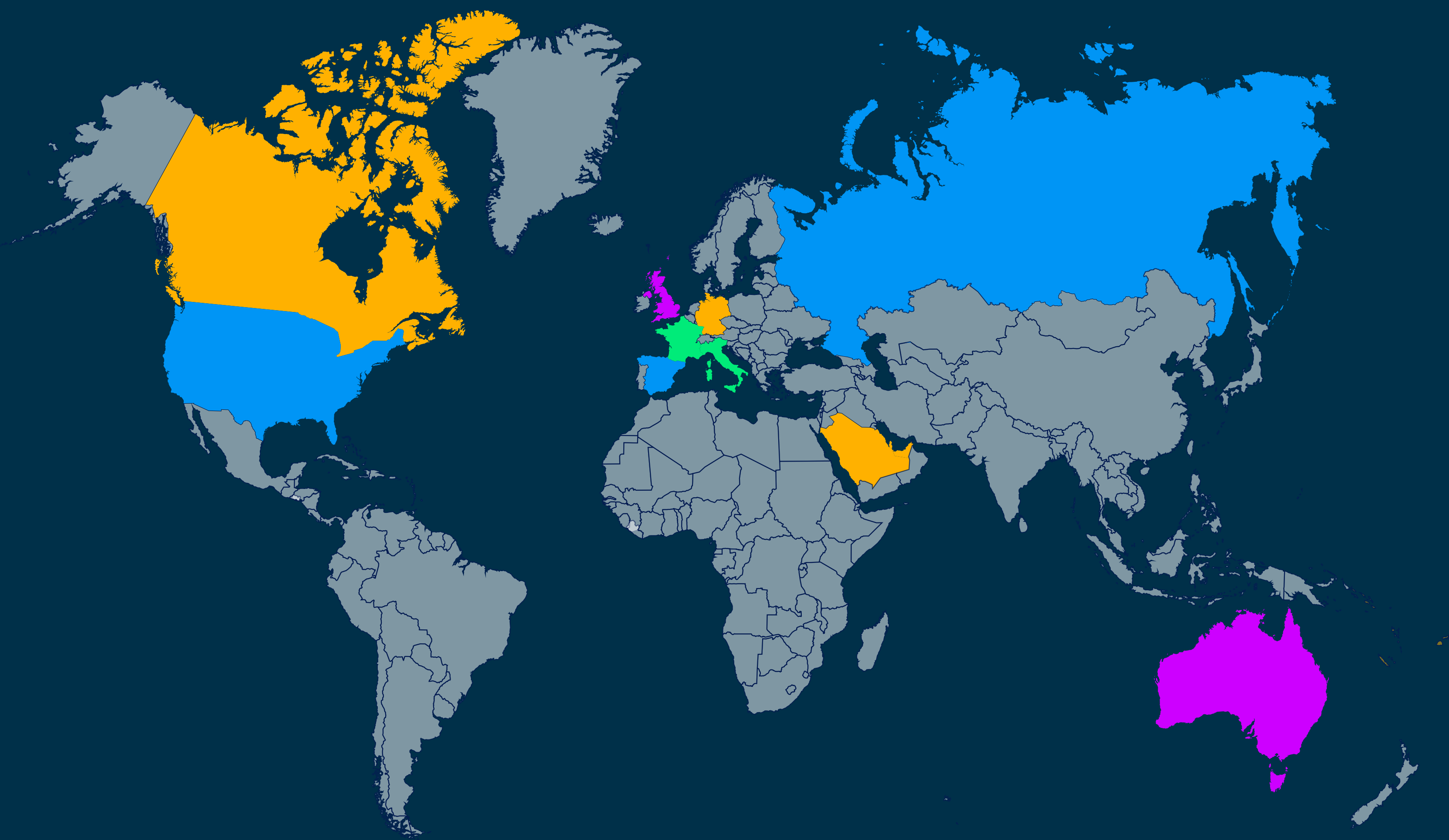
Tennis is the world’s fourth most popular spectator sport in terms of the number of fans, with

800 MILLION FANS



COUNTRIES HOSTING THE WORLD’S MAIN TENNIS EVENTS IN 2024

The main tennis events understood as the Nitto ATP Finals, the WTA Finals, the Slams, the ATP 1000, the WTA 1000, the United Cup, the *Group Stage and Finals* of the Davis Cup and the BJKC, the Laver Cup, and the Olympics.



1	USA	4 events
	CHINA	4 events
	SPAIN	4 events
2	ITALY	3 events
	FRANCE	3 events
3	AUSTRALIA	2 events
	GREAT BRITAIN	2 events
4	MONACO	1 event
	GERMANY	1 event
	CANADA	1 event
	QATAR	1 event
	UAE	1 event
	SAUDI ARABIA	1 event

THE MAIN TENNIS TOURNAMENTS IN 2024

GRAND SLAM

AUSTRALIAN OPEN

FRENCH OPEN

WIMBLEDON

US OPEN

2024 ATP TOUR

ATP MASTERS 1000

Monte Carlo Masters

Shangai Masters

Paris Master

LAVER CUP

ATP FINALS

13 ATP TOUR 500

38 ATP TOUR 250

NEXT GEN ATP FINALS
(U21)

204 ATP CHALLENGER
(19 in Italy)

2024 ITF TOUR

ITF MEN'S WORLD
TENNIS TOUR
(31 in Italy)

ATP AND WTA EVENTS

ATP MASTERS 1000 E WTA 1000

Indian Wells Open

Miami Open

Madrid Open

Italian Open

Canadian Open

Cincinnati Open

UNITED CUP

2024 ITF TOUR

ITF WORLD TENNIS
TOUR JUNIORS (U18)
(10 in Italy)

2024 WTA TOUR

WTA 1000

Qatar Open

Dubai Tennis
Champs

China Open

Wuhan Open

WTA FINALS

17 WTA 500

23 WTA 250
(1 in Italy)

39 WTA 125
(2 in Italy)

2024 ITF TOUR

ITF WOMENS WORLD
TENNIS TOUR
(29 in Italy)

ITF EVENTS

DAVIS CUP E BJKC

Davis Cup
Group Stage Italy

Davis Cup Group
Stage Spain

Davis Cup Group
Stage Great Britain

Davis Cup Group
Stage China

Davis Cup Finals

Billie Jean King
Cup Finals

OLYMPIC GAMES

MORE THAN
2500
EVENTS
IN MORE
THAN 70
COUNTRIES



- EVENTS PLAYED BY MEN AND WOMEN
- EVENTS PLAYED BY MEN
- EVENTS PLAYED BY WOMEN
- EVENTS PLAYED IN ITALY

PADEL PLAYERS WORLDWIDE

600,000

PLAYERS THAT ARE MEMBERS
OF THEIR FEDERATIONS



30,000,000

AMATEUR PLAYERS

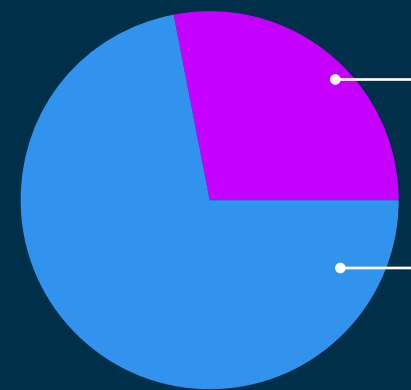


40%

WOMEN

Players with a FIP ranking in 2023

4,874
TOTAL

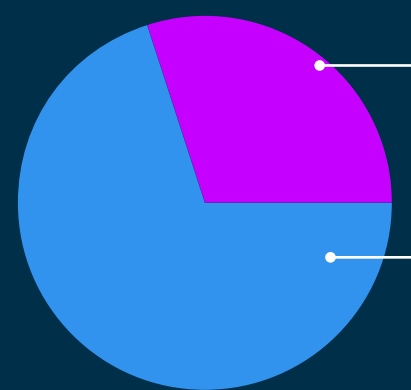


WOMEN
1,362
MEN
3,512

72
COUNTRIES

Players with a junior FIP ranking in 2023

1,209
TOTAL



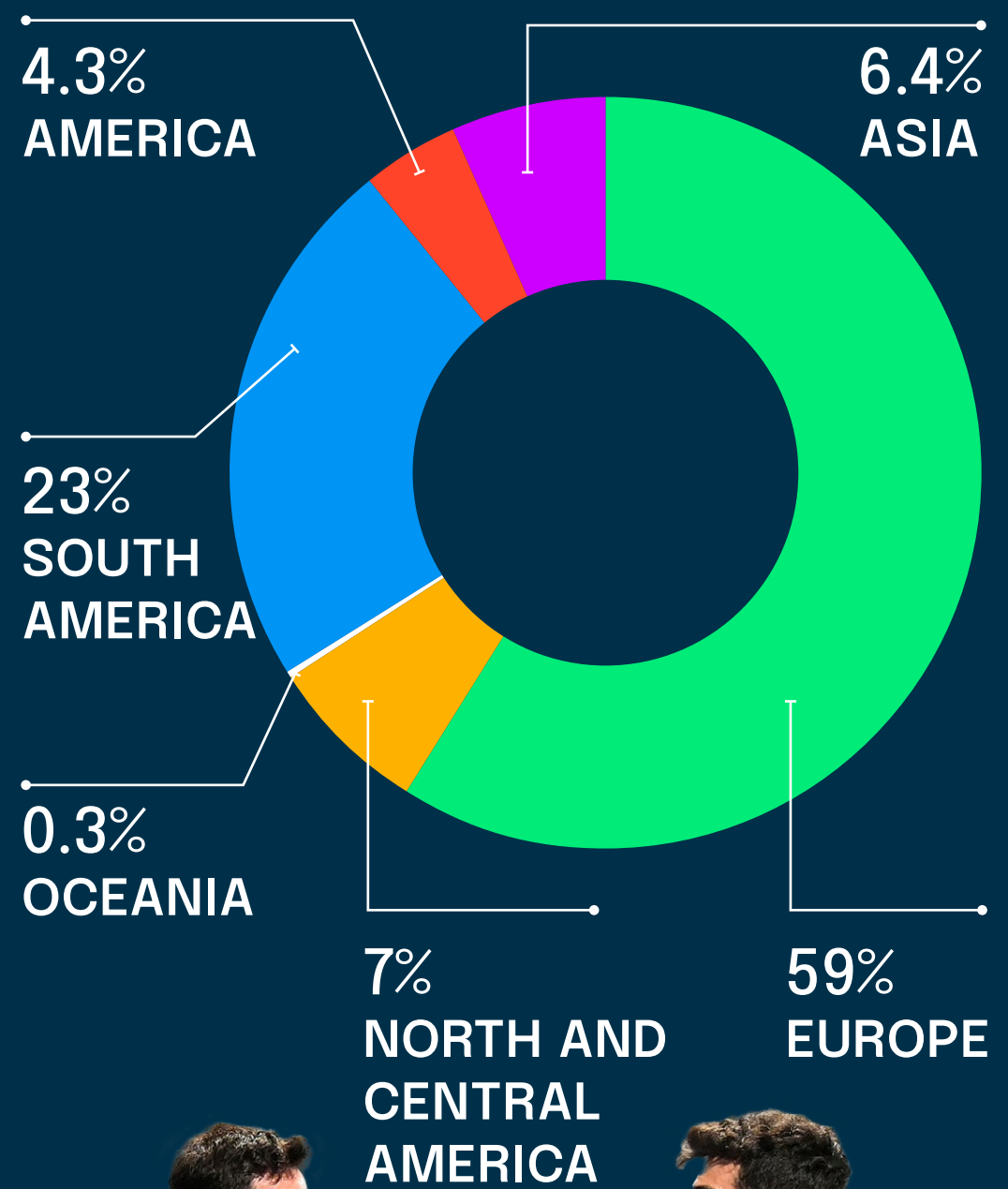
WOMEN
847
MEN
362

15
COUNTRIES

130
COUNTRIES
WHERE PADEL
IS PLAYED

71
FIP
AFFILIATES
UP TO 2023

PADEL PLAYERS BY CONTINENT



PADEL DATA WORLDWIDE



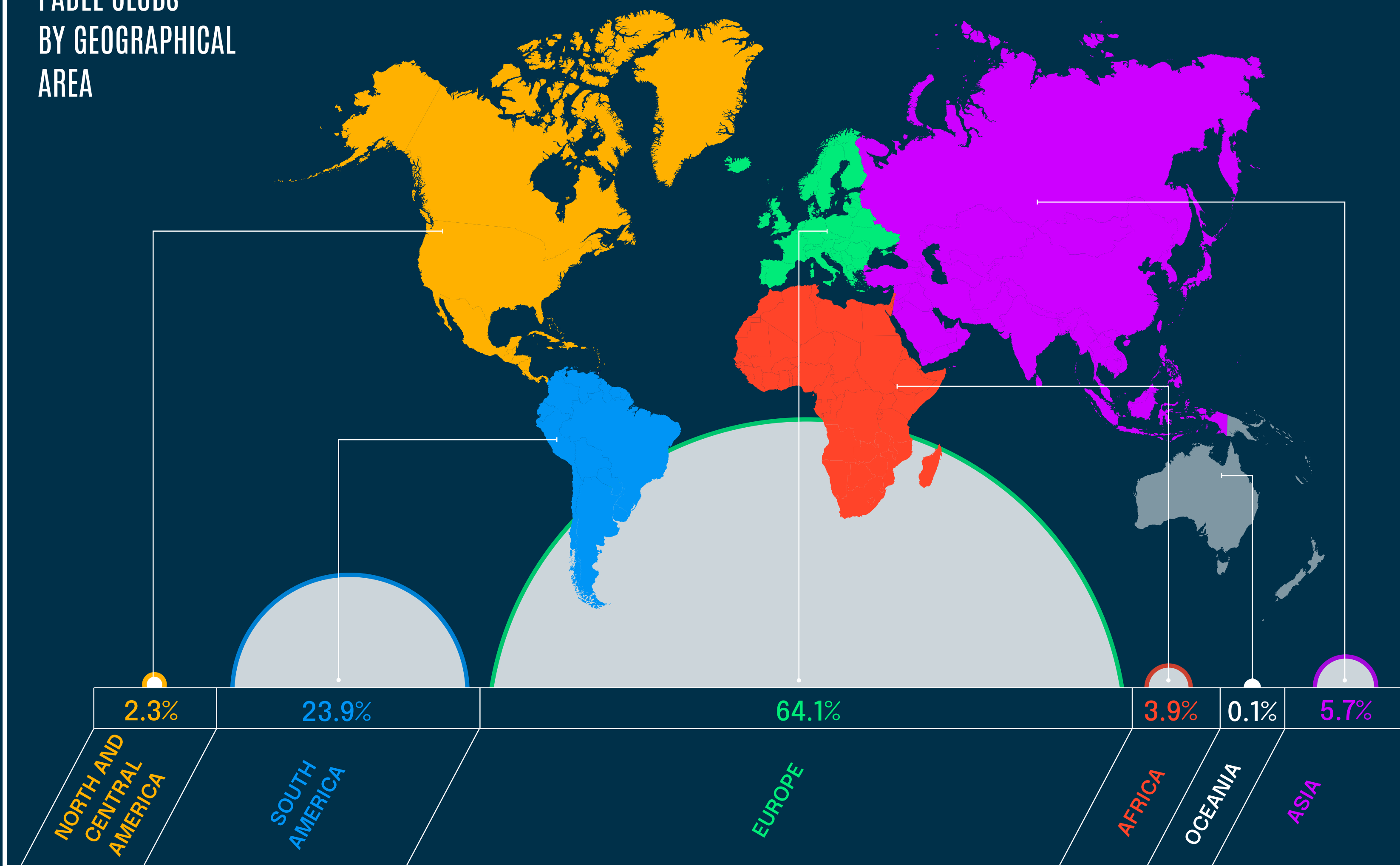
NATIONAL RANKINGS FOR NUMBER OF COURTS

Italy has the second highest number of padel courts in the world, higher even than Argentina, a country that, together with Spain and Mexico, was central to the emergence of the sport.

SPAIN	16,000
ITALY	9,050
ARGENTINA	7,000
SWITZERLAND	4,200
HOLLAND	2,420
CHILE	2,300
FRANCE	2,150
PARAGUAY	2,000
BELGIUM	1,970
MEXICO	1,500
EGYPT	1,500
DANIMARK	1,390
PORTUGAL	1,300
FINLAND	1,100
UNITED ARAB EMIRATES	950

SOURCE: WORLD PADEL REPORT 2024 (FIP)

PADEL CLUBS BY GEOGRAPHICAL AREA



THE MAJOR PADEL TOURNAMENTS IN 2024



PROFESSIONAL TOURNAMENTS	TOTAL TOURNAMENTS 2024	IN ITALY
PREMIER FINALS	1	-
MAJOR	4	1
P1	10	1
P2	9	1
FIP PLATINUM	3	1
FIP FINALS	1	-
FIP GOLD	4	-
FIP STAR	4	-
FIP RISE	63	8
FIP PROMOTION	34	3
TOTAL	133	15

JUNIOR TOURNAMENTS	TOTAL TOURNAMENTS 2024	IN ITALY
FIP PROMISES	41	6



11%

of a total of 133 professional padel, tournaments, 15 are played in Italy



15%

of youth padel tournaments are played in Italy



RESULTS OF ITALIAN PLAYERS



AUSTRALIAN OPEN
Jannik Sinner

Italian tennis's epic season begins with Jannik Sinner's first Slam as he triumphs at the Australian Open, coming from two sets down in the final to beat Daniil Medvedev, 3-6,3-6,6-4,6-4,6-3.

28 JANUARY



WTA 500 LINZ
Errani-Paolini

Celebrate their second double's title, the first of 2024. In Linz they won 7-5,4-6,10-7 against the USA's Nicole Melichar- Martinez and Australia's Ellen Perez, finalists at the 2023 WTA Finals in Guadalajara.

4 FEBRUARY



ATP 250 CORDOBA
Luciano Darderi

The perfect week concludes with Luciano Darderi beating the Argentine Facundo Bagnis in the ATP 250 finals in Cordoba: the Italian's first ATP title catapulted him into the Top 100.

11 FEBRUARY



ATP 500 ROTTERDAM
Jannik Sinner

Triumphs 7-5,6-4 over De Minaur in the final. Sinner becomes the second Italian in the Top 3 in the history of the game and the first player after Lleyton Hewitt to win his first tournament after his first slam win.


18 FEBRUARY



ATP 250 BUENOS AIRES
Bolelli-Vavassori

Bolelli and Andrea Vavassori triumph in Buenos Aires. The Italian double celebrate their first title together, winning the final 6-2,7-6 against Spain's Marcel Granollers and Argentina's Horacio Zeballos.

18 FEBRUARY



WTA 1000 DUBAI
Jasmine Paolini

Jasmine Paolini completes a fairytale week in the United Arab Emirates as she wins the WTA 1000 women's singles title in Dubai thanks to a 4-6,7-5,7-5 victory over Anna Kalinskaya

24 FEBRUARY

ITALIAN PLAYERS'
MAJOR SUCCESSES IN
2024



ATP 1000 MIAMI
Jannik Sinner

On Easter Sunday Sinner becomes the first Italian to win two Masters 1000 titles since the creation of this category of tournament and the first ever to rank in the Top 2 of the World Singles players for women or men. He does so by winning in Miami dominating the final against Grigor Dimitrov 6-3,6-1.

31 MARCH



ATP 250 MARRAKECH
Matteo Berrettini

Matteo Berrettini celebrates his eighth career title and Italy's 90th in the Open era of the Men's singles. On the clay of Marrakesh in Morocco, he beats Spain's Roberto Carballes Baena 7-5, 6-2 in the final.

7 APRIL



INTERNAZIONALI BNL D'ITALIA
Errani-Paolini

Sara Errani and Jasmine Paolini end Italy's 12-year wait for success in the women's doubles. The Italians win 6-3,4-6,10-8 over Coco Gauff from USA and New Zealand's Erin Routliffe. This is Errani's second victory in Rome after having won in 2012 with Roberta Vinci.


19 MAY



ATP 500 HALLE
Jannik Sinner


Wins his first title since being ranked world number one. In Halle he wins his 14th career title beating his friend Hubert Hurkacz 7-6,7-6 in the final. Sinner is the fourth Italian tennis player to win a tournament on grass in the Open era after Berrettini (4), Sonigo and Seppi.

23 JUNE




ATP 500 HALLE
Bolelli-Vavassori
Bolelli and Vavassori also win in Halle, beating Germany's Kevin Krawietz and Tim Puetz 7-6,7-6 in the final.

23 JUNE




ATP 250 GSTAAD
Matteo Berrettini
Berrettini triumphs once again in Gstaad, where he had celebrated his first ATP title in 2018. In the final he overcomes France's Quentin Halys 6-3,6-1 who was contesting a major tour title for the first time.

21 JULY



ATP 250 KITZBUHEL
Matteo Berrettini
Matteo Berrettini does the double in Kitzbuhel, where he wins his tenth career ATP title beating France's Hugo Gaston 7-5,6-3 in the final.

27 JULY



EUROPEAN SILVER
Italian Women's padel
The women's padel team, led by Marcela Ferrari, misses out to the Spanish powerhouse in the final at the FIP European Padel Championships in Cagliari, winning the silver medal, a feat the team had achieved twice before.

27 JULY



EUROPEAN SILVER
Italian Men's padel
The same fate for the men's padel team who are also defeated by their Spanish rivals but manage a historic European silver.

27 JULY



OLYMPIC BRONZE
Lorenzo Musetti
In Paris Lorenzo Musetti celebrates Italy's first Olympic medal for tennis since Uberto De Morigio's feat, also in Paris, in 1924. Paolo Canè's bronze in Los Angeles in 1984 cannot be considered as at that time tennis was only a demonstration sport in the Olympic programme.

3 AUGUST

ITALIAN PLAYERS'
MAJOR SUCCESSES IN

2024



OLYMPIC GOLD
Errani-Paolini
Sara Errani and Jasmine Paolini win Italy's first ever Olympic gold for tennis, beating Mirra Andreeva e Diana Shnaider 2-6,6-1,10-7 in the final. Sara becomes the seventh player to complete the Golden Slam in the Doubles (winning all four slams plus the Olympic gold) after, Shriver, Fernandez, Serena and Venus Williams, Krejciakova and Siniakova.

4 AUGUST



ATP 1000 CINCINNATI
Jannik Sinner
Thanks to a 7-6,6-2 win in the final over Frances Tiafoe, Sinner wins his third career title in a Masters 1000, the fourth for an Italian tennis player since 1990 when this category of tournaments was introduced into the global tennis calendar.

19 AUGUST



ATP 250 WINSTON-SALEM
Lorenzo Sonego
In Winston-Salem Lorenzo Sonego wins his fourth career ATP title. The player from Turin puts in an impeccable performance to beat the USA's Alex Michelsen 6-0,6-3 in the final.

24 AUGUST

US OPEN

Errani-Vavassori

At the US Open Sara Errani and Andrea Vavassori become the first Italian mixed double's team to win a mixed doubles Slam. They do so with a 7-6,7-5 victory over the USA's Taylor Townsend, then Wimbledon women's doubles champion, and Donald Young, competing for the last time in his career.



5 SEPTEMBER

US OPEN

Jannik Sinner

Sinner becomes the first Italian to win two Slams in the same year. The Italian wins 6-3,6-4,7-5 against Taylor Fritz, earning his second trophy in two Major finals.



8 SEPTEMBER

ATP 500 PECHINO

Bolelli-Vavassori

Celebrate their third title of the season. The Italians beat Wimbledon Champions Harri Heliövaara from Finland and Great Britain's Henri Patten.



2 OCTOBER

WTA 1000 PECHINO

Errani-Paolini

They do it again! Sara Errani-Jasmine Paolini win the WTA 1000 in Beijing, overcoming Hao-Ching Chan and Veronika Kudermentova. The victory earns them a historic qualification for the WTA Finals.



6 OCTOBER

ATP 1000 SHANGAI

Jannik Sinner

After his victory the previous year at the Chinese Open, Jannik Sinner becomes the first Italian to triumph at the ATP 1000 in Shanghai, thereby celebrating his seventh title of the year. He does so by beating Novak Djokovic 7-6,6-3, becoming the first player to beat the Serb three times in a row since Nadal did the same in 2013.



13 OCTOBER

ITALIAN PLAYERS' MAJOR SUCCESSES IN

2024

WORLD BRONZE

Italian Women's Padel

Following the bronze in Doha in 2021 and Dubai 2022. The Italy Women's team won third place at the World Championships in Doha 2024. Marchetti/Pappacena's win in the final match of the tie against Portugal sealed the victory following the opening win by Stellato/Sussarello and the draw achieved by Araujo/Ribeiro.



02 NOVEMBER

NITTO ATP FINALS

Jannik Sinner

With his 6-4,6-4,win over Taylor Fritz, Jannik Sinner becomes the first Italian to win a tennis Masters. He does so in Italy without losing a single set throughout the tournament, an occurrence last seen 40 years ago when Ivan Lendl won.



17 NOVEMBER

BILLIE JEAN KING CUP

Italian Women's tennis team

The Italian Women's Tennis team win the Billie Jean King Cup for the fifth time in their history. Victory is achieved thanks to an extraordinary performance by Lucia Bronzetti and Jasmine Paolini in their 2-0 win over Slovakia.



20 NOVEMBER

DAVIS CUP

Italian Men's tennis team

Italy's epic year concludes in the best possible way. In Malaga Italy back up their 2023 Davis Cup victory repeating the feat thanks to majestic performances by Matteo Berrettini and Jannik Sinner.



24 NOVEMBER

AN ITALIAN RECORD

For the first time ever, Italy qualifies for Finals in every category.

MEN'S SINGLES
SINNER




MEN'S DOUBLES
BOLELLI/VAVASSORI

WOMEN'S SINGLES
PAOLINI



WOMEN'S DOUBLES
PAOLINI-ERRANI



N.1

WORLD

JANNIK
Sinner

For the first time ever,
an Italian becomes the
ATP World Number one



N.4

WORLD

JASMINE
Paolini

The first Italian
woman to finish a
year in the WTA top 5

ATP TENNIS ALL-TIME RANKINGS

Jannik Sinner is fifth in the all-time rankings of the highest ATP points earned

1 Djokovic 16,950	2 Nadal 15,930	3 Federer 15,903	4 Murray 12,685
5 Sinner 11,830	6 Sampras 11,005	7 Medvedev 10,780	8 Agassi 10,739

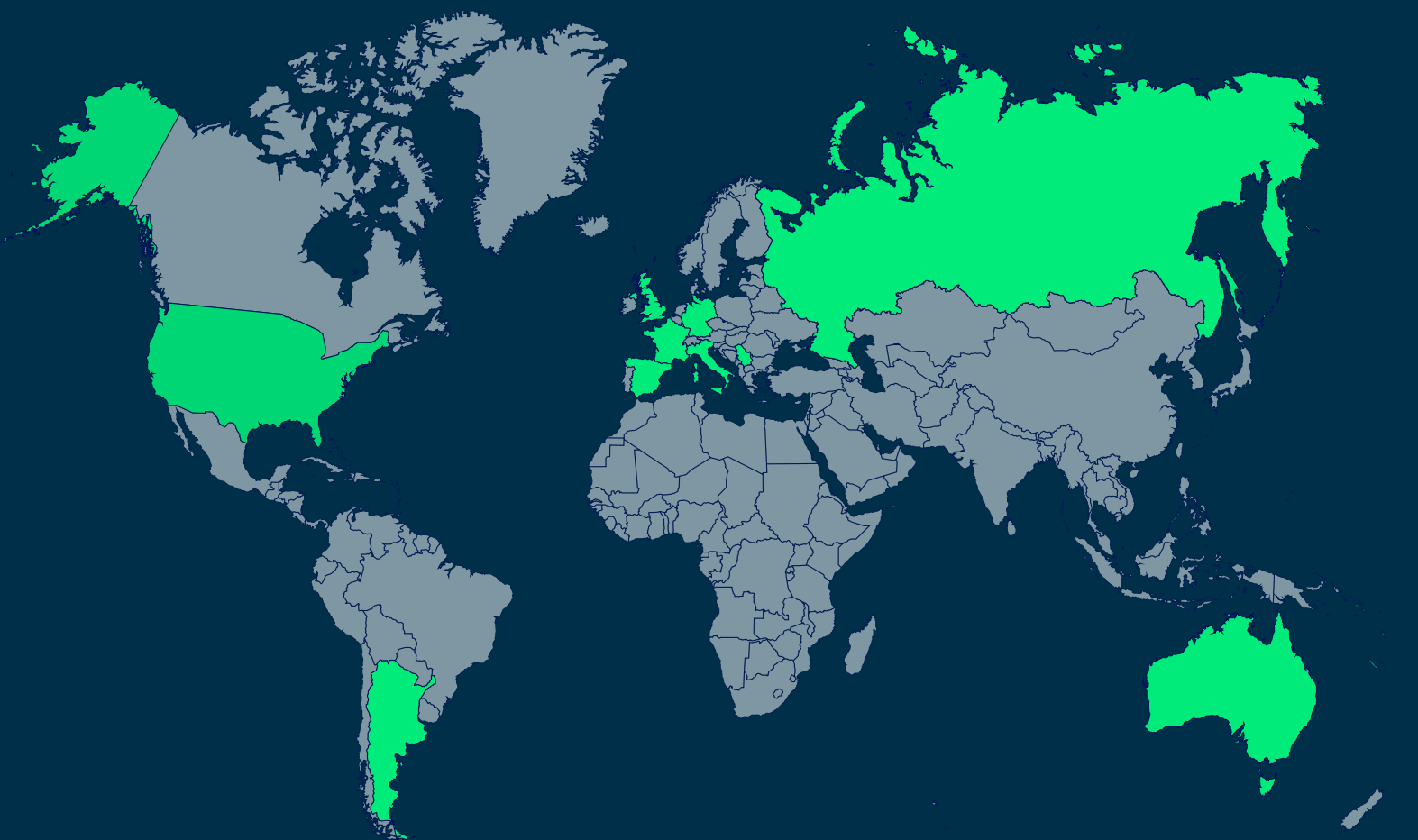
ITALY JOINS WORLD'S CLUB OF 5



With the extraordinary successes in the **DAVIS CUP** and **BILLIE JEAN KING CUP** in the same year, Italy becomes one of five countries to have ever achieved this feat, alongside the United States, Australia, the Czech Republic and Russia

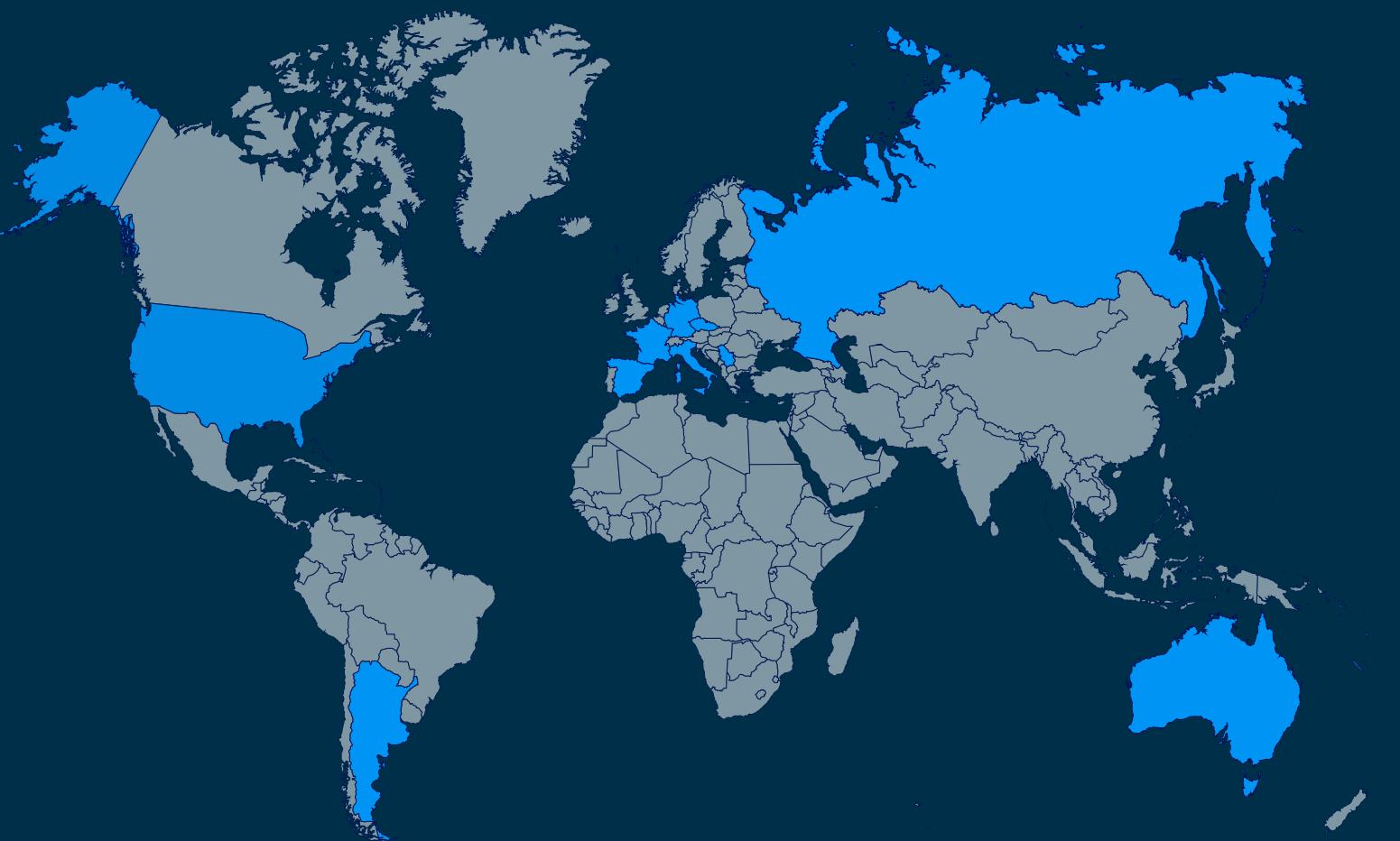
ATP RANKINGS BY COUNTRY : PLAYERS IN TOP 100

NUMBER OF PLAYERS IN THE ATP TOP 100



1	France	12
2	Italy	9
2	Australia	9
4	USA	8
4	Argentina	8
6	Spain	6
7	Russia	5
8	Germany	4
9	Serbia	3
9	Great Britain	3

ATP POINTS OF PLAYERS IN TOP 100



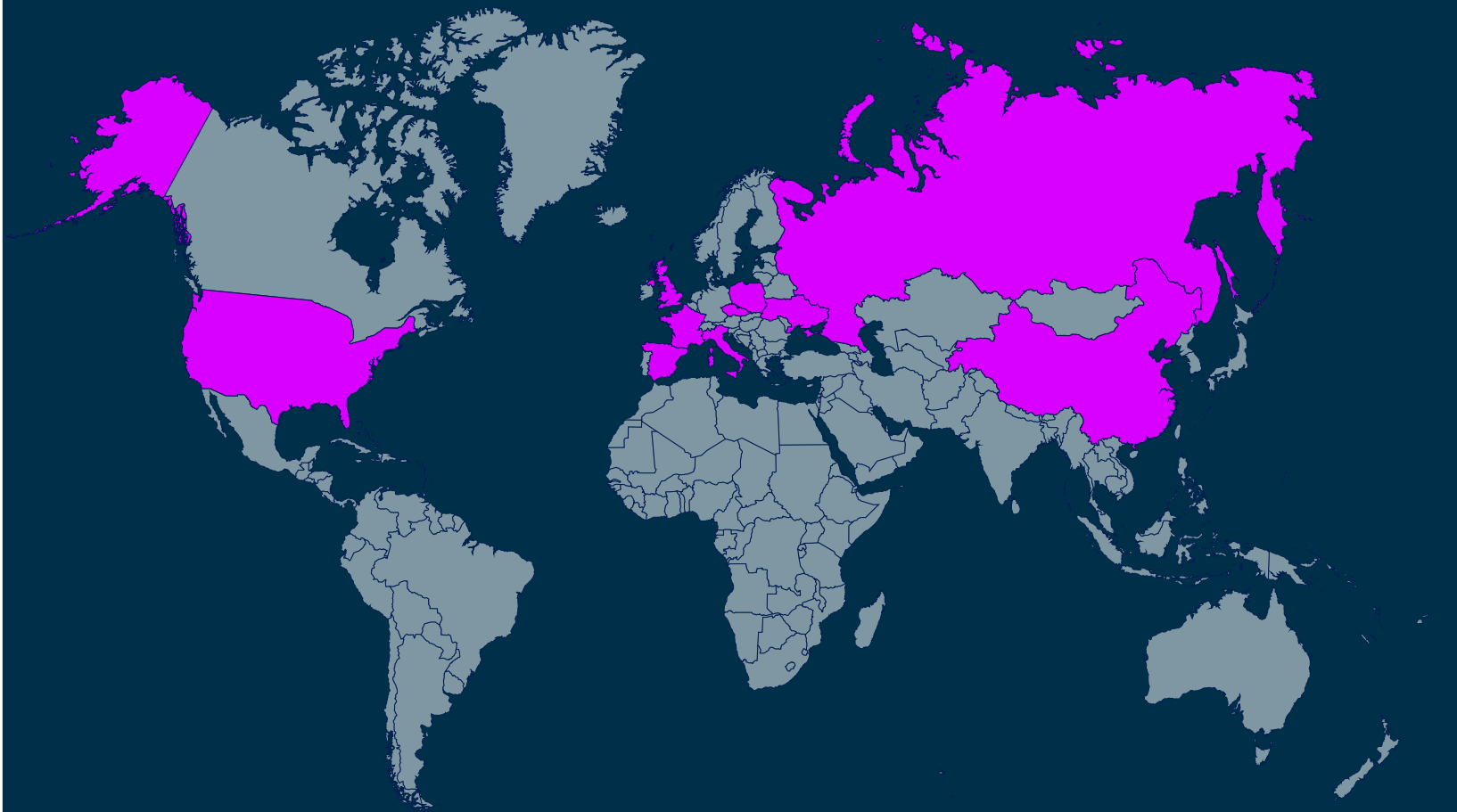
1	Italy	22,125
2	USA	18,875
3	France	13,952
4	Russia	12,778
5	Spain	11,977
6	Australia	11,713
7	Germany	10,422
8	Argentina	8,389
9	Serbia	5,641
10	Czech Republic	4,554



WTA RANKINGS BY COUNTRY: PLAYERS IN TOP 100

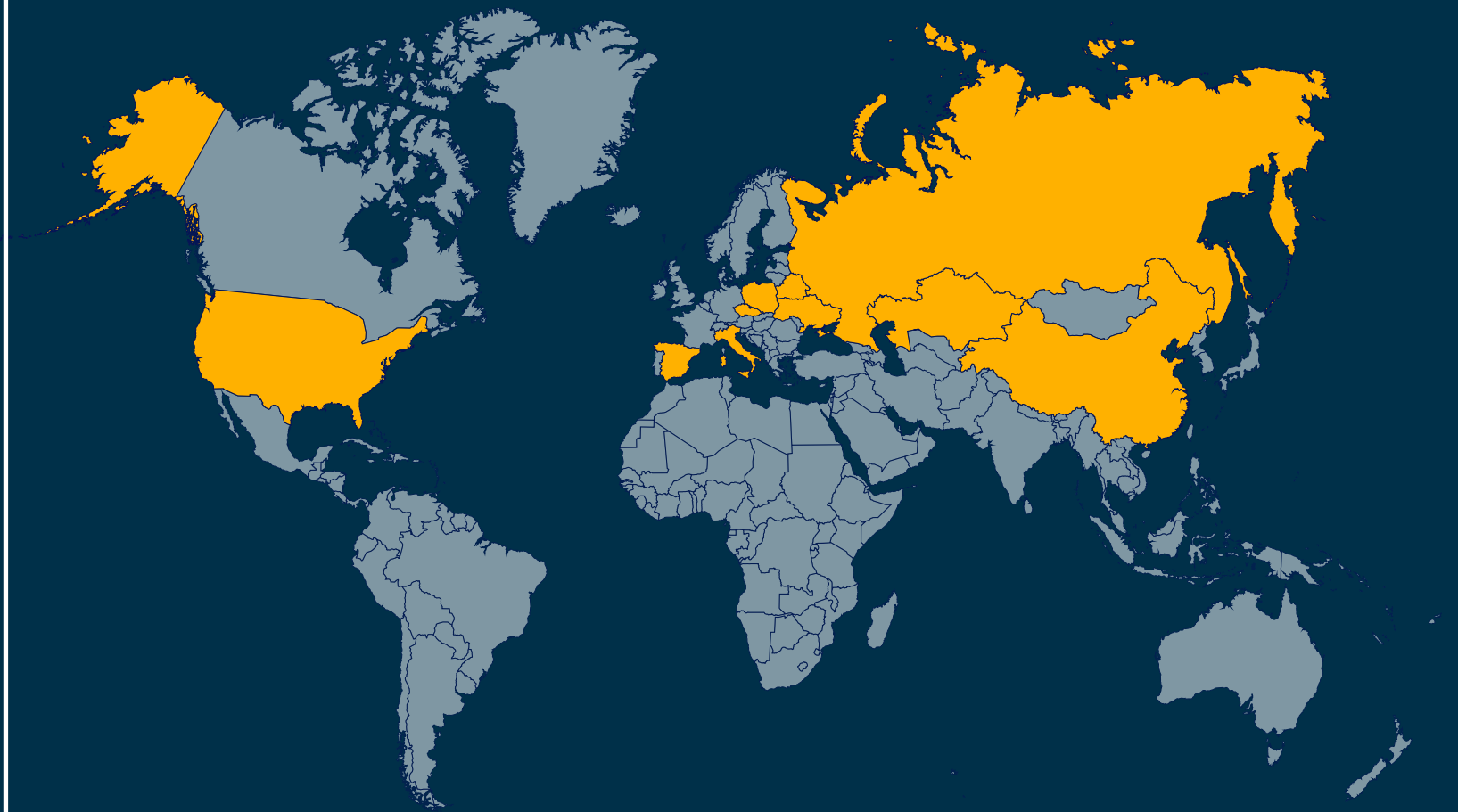


NUMBER OF PLAYERS IN WTA TOP 100



1	USA	18
2	Russia	12
3	Czech Republic	7
4	China	5
5	Ukraine	4
5	France	4
7	Italy	3
7	Poland	3
7	Spain	3
7	Great Britain	3

WTA POINTS OF PLAYERS IN THE TOP 100



1	USA	32,451
2	Russia	22,185
3	Czech Republic	12,081
4	Poland	11,599
5	Belarus	11,543
6	China	9,597
7	Italy	7,279
8	Ukraine	7,030
9	Kazakhstan	7,015
10	Spain	4,767

POINTS TOTALS FOR ITALIANS IN THE ATP TOP 100

Trend since 2001 of ATP points of Italians in Top100.



22,125

TOTAL ATP POINTS OF
ITALIANS IN THE TOP 100



ITALIAN
TENNIS IS
EXPERIENCING
A PERIOD OF
CONSTANT
GROWTH AND
SUCCESS

POINTS TOTALS FOR ITALIANS IN THE WTA TOP 100

Trend since 2001 of total WTA points of Italians in Top100.



RANKING OF PLAYERS WHO REACHED NUMBER 1 IN THE ATP RANKINGS FOR AT LEAST ONE WEEK

1  <div>NATIONALITY WEEKS 428</div> <div>Novak Djokovic</div>	7  <div>NATIONALITY WEEKS 170</div> <div>John McEnroe</div>	13  <div>NATIONALITY WEEKS 43</div> <div>Gustavo Kuerten</div>	18  <div>NATIONALITY WEEKS 20</div> <div>Mats Wilander</div>	24  <div>NATIONALITY WEEKS 8</div> <div>Juan Carlos Ferrero</div>
2  <div>NATIONALITY WEEKS 310</div> <div>Roger Federer</div>	8  <div>NATIONALITY WEEKS 109</div> <div>Bjorn Borg</div>	14  <div>NATIONALITY WEEKS 41</div> <div>Andy Murray</div>	19  <div>NATIONALITY WEEKS 16</div> <div>Daniil Medvedev</div>	25  <div>NATIONALITY WEEKS 6</div> <div>Thomas Muster</div>
3  <div>NATIONALITY WEEKS 286</div> <div>Pete Sampras</div>	9  <div>NATIONALITY WEEKS 101</div> <div>Andre Agassi</div>	15  <div>NATIONALITY WEEKS 40</div> <div>Ilie Nastase</div>	20  <div>NATIONALITY WEEKS 13</div> <div>Andy Roddick</div>	26  <div>NATIONALITY WEEKS 6</div> <div>Marcelo Rios</div>
4  <div>NATIONALITY WEEKS 270</div> <div>Ivan Lendl</div>	10  <div>NATIONALITY WEEKS 80</div> <div>Lleyton Hewitt</div>	16  <div>NATIONALITY WEEKS 36</div> <div>Carlos Alcaraz</div>	21  <div>NATIONALITY WEEKS 12</div> <div>Boris Becker</div>	27  <div>NATIONALITY WEEKS 6</div> <div>Yevgeny Kafelnikov</div>
5  <div>NATIONALITY WEEKS 268</div> <div>Jimmy Connors</div>	11  <div>NATIONALITY WEEKS 72</div> <div>Stefan Edberg</div>	17  <div>NATIONALITY WEEKS 30</div> <div>JANNIK SINNER</div>	22  <div>NATIONALITY WEEKS 9</div> <div>Marat Safin</div>	28  <div>NATIONALITY WEEKS 2</div> <div>Carlos Moya</div>
6  <div>NATIONALITY WEEKS 209</div> <div>Rafael Nadal</div>	12  <div>NATIONALITY WEEKS 58</div> <div>Jim Courier</div>	23  <div>NATIONALITY WEEKS 8</div> <div>John Newcombe</div>	29  <div>NATIONALITY WEEKS 1</div> <div>Patrick Rafter</div>	

ATP TOP 10 RANKINGS

SINGLES

1	JANNIK SINNER	11,830
2	ALEXANDER ZVEREV	7,915
3	CARLOS ALCARAZ	7,010
4	TAYLOR FRITZ	5,100
5	DANIIL MEDVEDEV	5,030
6	CASPER RUUD	4,255
7	NOVAK DJOKOVIC	3,910
8	ANDREY RUBLEV	3,760
9	ALEX DE MINAUR	3,745
10	GRIGOR DIMITROV	3,350





DOUBLES

1T	MARCELO AREVALO	7,510
1T	MATE PAVIC	7,510
3	JORDAN THOMPSON	6,655
4T	MARCEL GRANOLLERS	6,500
4T	HORACIO ZEBALLOS	6,500
6	NIKOLA MEKTIC	5,930
7	KEVIN KRAWIETZ	5,880
8	WESLEY KOOLHOF	5,840
9	TIM PUETZ	5,790
10	ANDREA VAVASSORI	5,785



RANKING OF PLAYERS WHO REACHED NUMBER 1 IN THE WTA RANKINGS FOR AT LEAST ONE WEEK

1  NATIONALITY  WEEKS 377
Steffi Graf



2  NATIONALITY  WEEKS 331
Martina Navrátilová

3  NATIONALITY  WEEKS 319
Serena Williams


4  NATIONALITY  WEEKS 260
Chris Evert



5  NATIONALITY  WEEKS 209
Martina Hingis

6  NATIONALITY  WEEKS 178
Monica Seles

7  NATIONALITY  WEEKS 125
Iga Świątek

8  NATIONALITY  WEEKS 121
Ashleigh Barty


9  NATIONALITY  WEEKS 117
Justine Henin

10  NATIONALITY  WEEKS 98
Lindsay Davenport

11  NATIONALITY  WEEKS 71
Caroline Wozniacki

12  NATIONALITY  WEEKS 64
Simona Halep

13  NATIONALITY  WEEKS 51
Victoryja Azarenka

14  NATIONALITY  WEEKS 39
Amélie Mauresmo

15  NATIONALITY  WEEKS 34
Angelique Kerber

16  NATIONALITY  WEEKS 26
Dinara Safina

17  NATIONALITY  WEEKS 25
Naomi Ōsaka

18  NATIONALITY  WEEKS 22
Tracy Austin

19  NATIONALITY  WEEKS 21
Marija Šarapova

20  NATIONALITY  WEEKS 20
Kim Clijsters

21  NATIONALITY  WEEKS 18
Jelena Janković



22  NATIONALITY  WEEKS 17
Jennifer Capriati

23  NATIONALITY  WEEKS 16
Aryna Sabalenka

24  NATIONALITY  WEEKS 12
Arantxa Sánchez Vicario

25  NATIONALITY  WEEKS 12
Ana Ivanović

26  NATIONALITY  WEEKS 11
Venus Williams

27  NATIONALITY  WEEKS 8
Karolína Plíšková

28  NATIONALITY  WEEKS 4
Garbiñe Muguruza

29  NATIONALITY  WEEKS 2
Evonne Goolagong Cawley

WTA TOP 10 RANKINGS

SINGLES		
1	ARYNA SABALENKA	9,416
2	IGA SWIATEK	8,295
3	COCO GAUFF	6,530
4	JASMINE PAOLINI	5,344
5	QINWEN ZHENG	5,340
6	ELENA RYBAKINA	5,171
7	JESSICA PEGULA	4,705
8	EMMA NAVARRO	3,589
9	DARIA KASATKINA	3,368
10	BARBORA KREJCIKOVA	3,214

DOUBLES		
1	KATERINA SINIAKOVA	9,530
2	ERIN ROUTLIFFE	8,165
3	GABRIELA DABROWSKI	6,805
4	LYUDMYLA KICHENOK	6,165
5	TAYLOR TOWNSEND	6,108
6	JELENA OSTAPENKO	5,948
7	SU-WEI HSIEH	5,506
8	ELISE MERTENS	5,430
9	SARA ERRANI	5,306
10	JASMINE PAOLINI	5,235



TOP 10 ITALIANS

	RANKING	POINTS
 JANNIK SINNER	1	11,830
LORENZO MUSETTI	17	2,600
FLAVIO COBOLLI	32	1,472
MATTEO BERRETTINI	34	1,380
MATTEO ARNALDI	37	1,345
LUCIANO DARDERI	44	1,198
LORENZO SONEGO	53	1,026
FABIO FOGNINI	91	637
LUCA NARDI	92	637
MATTIA BELLUCCI	103	605

JANNIK
SINNER

Born in San Candido in 2001, he turned pro aged 17.

JASMINE
PAOLINI

Born in Castelnuovo di Garfagnana in 1996, she turned pro at 15 years-old.

	RANKING	POINTS
JASMINE PAOLINI	4	5,344
ELISABETTA COCCIARETTO	52	1,048
LUCIA BRONZETTI	73	887
SARA ERRANI	105	717
MARTINA TREVISAN	124	592
LUCREZIA STEFANINI	146	494
NURIA BRANCACCIO	183	381
GIORGIA PEDONE	193	353
NICOLE FOSSA HUERGO	260	265
CAMILLA ROSATELLO	330	192

PRIZE MONEY FOR TOP PLAYERS IN ATP

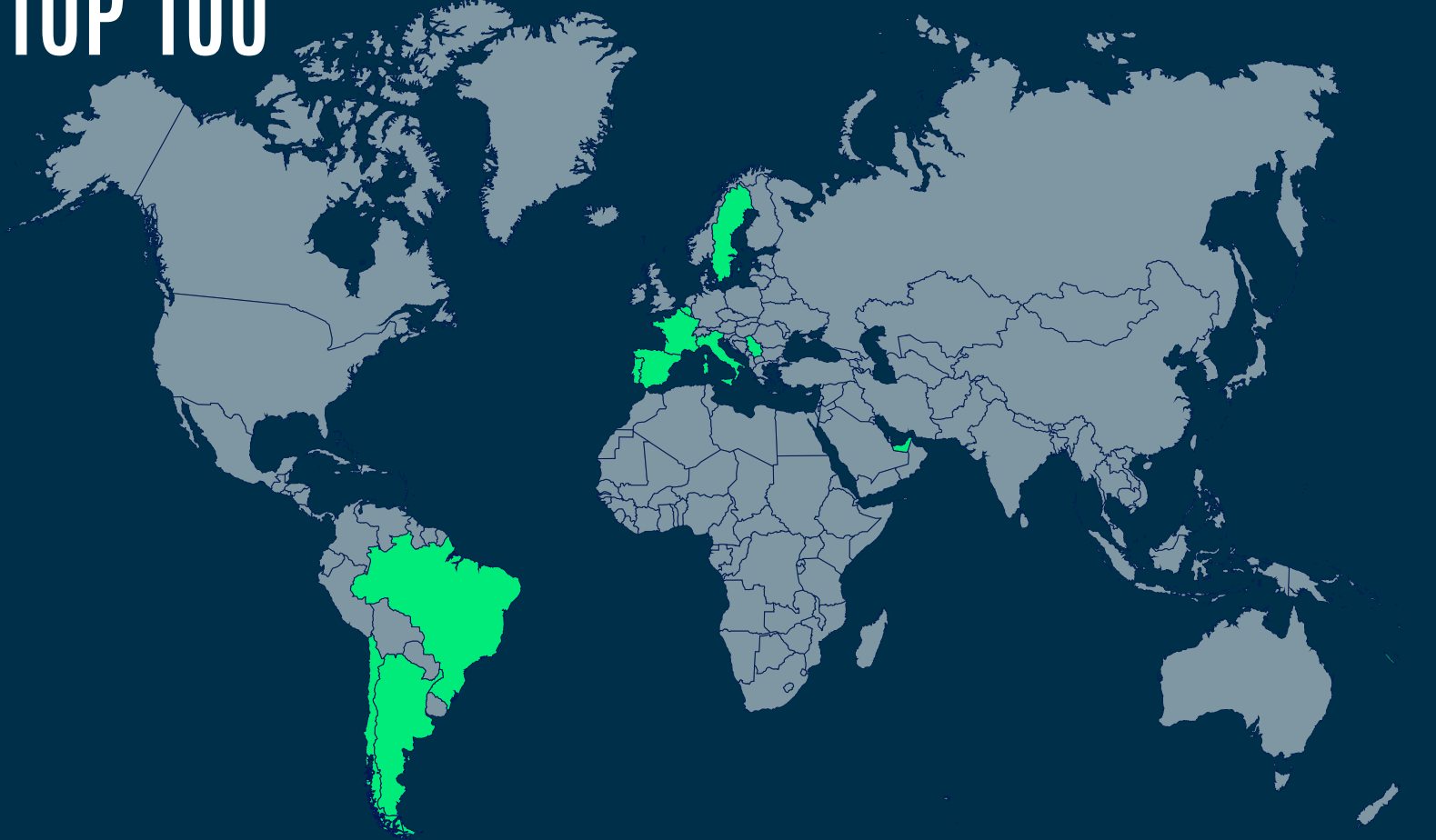
 <div>ITALY</div>	1 JANNIK SINNER \$19,946,149	 <div>SPAIN</div>	2 CARLOS ALCARAZ \$9,850,338	 <div>GERMANY</div>	3 ALEXANDER ZVEREV \$8,995,103		
 <div>USA</div>	4 TAYLOR FRITZ \$7,006,195	 <div>RUSSIA</div>	5 DANIIL MEDVEDEV \$5,615,756	 <div>NORWAY</div>	6 CASPER RUUD \$5,065,307		
 <div>SERBIA</div>	7 NOVAK DJOKOVIC \$4,421,915	 <div>RUSSIA</div>	8 ANDREY RUBLEV \$4,130,816	 <div>AUSTRALIA</div>	9 ALEX DE MINAUR \$4,080,046	 <div>GREECE</div>	10 STEFANOS TSISIPAS \$3,528,424

PRIZE MONEY FOR TOP PLAYERS IN WTA

 <div>BELARUS</div>	1 ARYNA SABALENKA \$8,694,260	 <div>POLAND</div>	2 IGA SWIATEK \$7,515,693	 <div>ITALY</div>	3 JASMINE PAOLINI \$5,030,798		
 <div>USA</div>	4 COCO GAUFF \$4,548,847	 <div>USA</div>	5 JESSICA PEGULA \$3,911,622	 <div>CZECH REPUBLIC</div>	6 BARBORA KREJCIKOVA \$3,735,340		
 <div>CHINA</div>	7 QINWEN ZHENG \$3,254,555	 <div>KAZAKHSTAN</div>	8 ELENA RYBAKINA \$3,191,915	 <div>USA</div>	9 EMMA NAVARRO \$2,751,968	 <div>BELGIUM</div>	10 ELISE MERTENS \$2,678,414

MEN'S PREMIER PADEL RANKING BY COUNTRY: PLAYERS IN TOP 100

NUMBER OF PLAYERS IN PREMIER PADEL TOP 100



1	Spain	65
2	Argentina	21
3	Italy	3
3	Portugal	3
5	Brazil	2
5	United Arab Emirates	2
7	Chile	1
7	Sweden	1
7	Belgium	1
7	France	1

MEN'S PREMIER PADEL RANKING BY COUNTRY: PLAYERS IN TOP 100



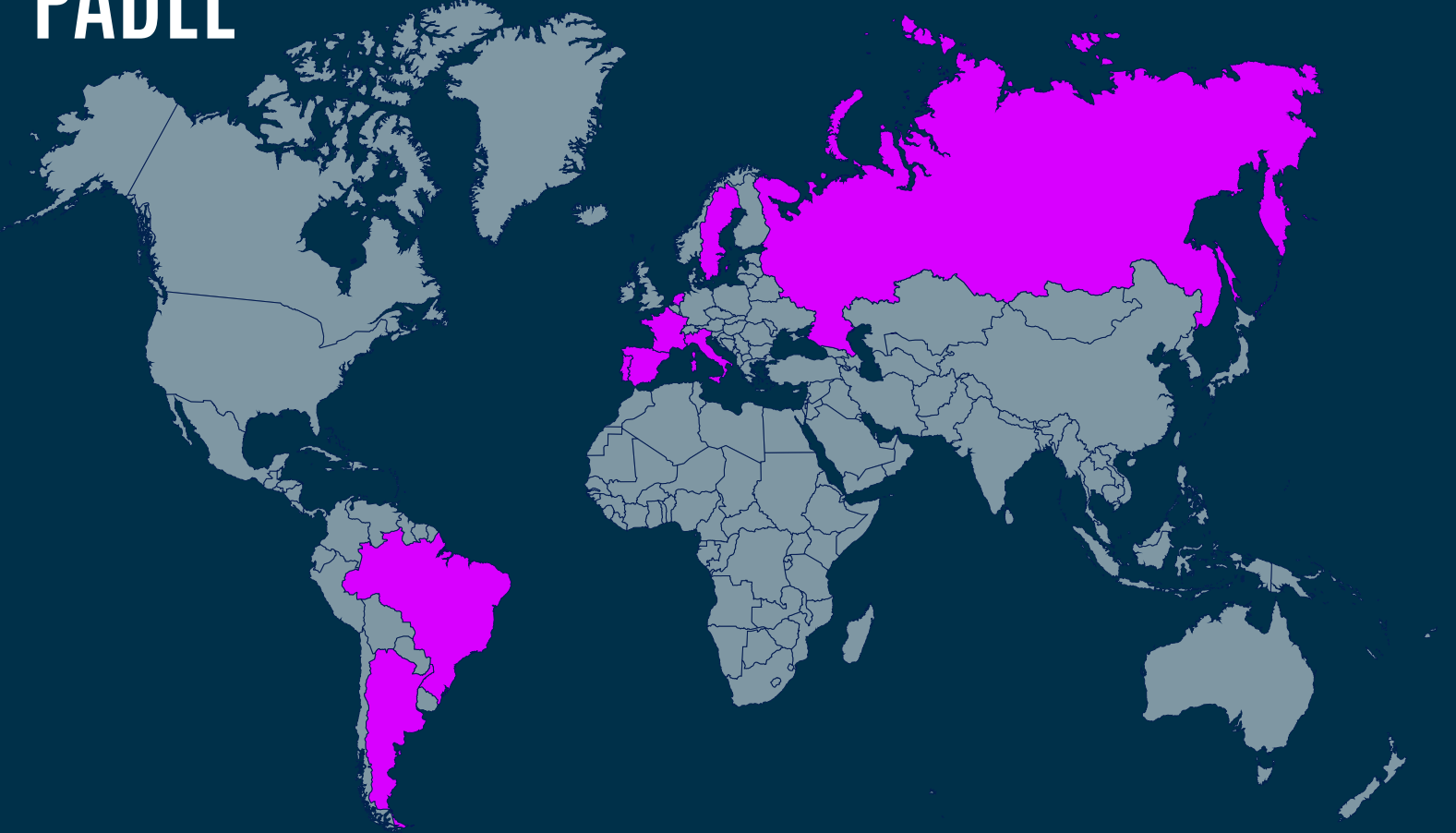
1	Spain	143,107
2	Argentina	72,242
3	Brazil	5,165
4	Italy	2,755
5	United Arab Emirates	2,311
6	Portugal	1,953
7	Chile	886
8	Sweden	632
9	Belgium	613
10	France	593



RANKING WOMEN'S PREMIER PADEL BY COUNTRY: PLAYERS IN TOP 100



NUMBER OF PLAYERS IN TOP 100 PREMIER PADEL



1	Spain	75
2	Italy	7
3	Argentina	6
4	Portugal	3
4	France	3
6	Brazil	2
6	Netherlands	2
8	Russia	1
8	Sweden	1

TOTAL POINTS FOR PLAYERS IN TOP 100




1	Spain	173,874
2	Argentina	25,019
3	Portugal	8,682
4	Italy	5,275
5	France	3,037
6	Russia	2,120
7	Netherlands	1,136
8	Brazil	1,097
9	Sweden	833




PREMIER PADEL MEN’S TOP 10

	POSITION	POINTS	COUNTRY
AUGUSTIN TAPIA	1	19,580	 ARGENTINA
ARTURO COELLO	1	19,580	 SPAIN
ALEJANDRO GALAN	3	13,330	 SPAIN
FEDERICO CINGHOTTO	4	12,180	 ARGENTINA
FRANCO STUPACZUK	5	8,630	 ARGENTINA
MARTIN DI NENNO	6	8,150	 ARGENTINA
JUAN LEBRON	7	7,965	 SPAIN
MIGUEL YANGUAS	8	7,505	 SPAIN
JON SANZ	9	5,765	 SPAIN
JORGE NIETO	9	5,765	 SPAIN



PREMIER PADEL WOMEN’S TOP 10













	POSITION	POINTS	COUNTRY
ARIANA SANCHEZ FALLADA	1	16,150	 SPAIN
PAULA JOSEMARIA MARTIN	1	16,150	 SPAIN
CLAUDIA FERNANDEZ SANCHEZ	3	13,200	 SPAIN
GEMMA TRIAY PONS	3	13,200	 SPAIN
DELFINA BREA SENESI	5	10,100	 ARGENTINA
BEATRIZ GONZALEZ FERNANDEZ	6	7,670	 SPAIN
MARTA ORTEGA GALLEGO	7	7,030	 SPAIN
SOFIA ARAUJO	8	6,700	 PORTUGAL
JESSICA CASTELLO LOPEZ	9	6,080	 SPAIN
CLAUDIA JENSEN SIRVENT	10	5,570	 ARGENTINA

MEN'S PREMIER PADEL, ITALIAN TOP 10

1		ARIS PATINIOTIS	POSITION 51	POINTS 1,101
2		FACUNDO DOMINGUEZ	POSITION 67	POINTS 836
3		DENIS TOMAS PERINO	POSITION 68	POINTS 818
4		ALVARO MONTIEL CARUSO	POSITION 103	POINTS 538
5		SIMONE CREMONA	POSITION 107	POINTS 523

6		MARCO CASSETTA	POSITION 108	POINTS 515
7		FLAVIO ABBATE	POSITION 109	POINTS 495
8		GIULIO GRAZIOTTI	POSITION 112	POINTS 480
9		NICOLAS SUESCUN	POSITION 119	POINTS 441
10		LORENZO DI GIOVANNI	POSITION 128	POINTS 360

PREMIER PADEL WOMEN’S TOP 10

1		CAROLINA ORSI	POSITION 28	POINTS 1,728	6		EMILY STELLATO	POSITION 98	POINTS 344
2		GIORGIA MARCHETTI	POSITION 48	POINTS 1,076	7		MARIANELA MONTESI	POSITION 99	POINTS 340
3		LORENA VANO	POSITION 67	POINTS 700	8		MARTINA PARMIGIANI	POSITION 110	POINTS 272
4		CARLOTTA CASALI	POSITION 73	POINTS 621	9		GIULIA DAL POZZO	POSITION 115	POINTS 249
5		CHIARA PAPPACENA	POSITION 88	POINTS 466	10		CATERINA MARIA BALDI	POSITION 116	POINTS 234



THE RESULTS OF THE ITALIAN NATIONAL TEAM

RESULTS OF THE ITALIAN NATIONAL TEAM IN THE DAVIS CUP SINCE 2010

2024

World
Champions

2023

World
Champions

2022

Semi-
finalists

2021

Quarter-finalists



2020

Played only one tie due to
the Covid-19 pandemic

2019

Defeated in the Group Stage
of the final phase

2018

Quarter-finalists

2017

Quarter-finalists

2016

Quarter-finalists

2015

Won the play-off to stay in the
World Group

2014

Semi-finalists

2013

Quarter-finalists

2012

Won the play-off to stay in the
World Group

2011

Won the play-off to compete in
the World Group

2010

Lost the play-off to compete in
the World Group

DAVIS CUP VICTORY 2024



WINNING THE DAVIS
CUP IN CONSECUTIVE
YEARS IS A FEAT RARELY
ACHIEVED IN THE
HISTORY OF TENNIS

The mark of a young, strong and,
above all, united group

	CAPTAIN FILIPPO VOLANDRI
PLAYER JANNIK SINNER	
	PLAYER LORENZO MUSETTI
PLAYER MATTEO BERRETTINI	
	PLAYER ANDREA VAVASSORI
PLAYER SIMONE BOLELLI	
	PLAYER MATTEO ARNALDI
PLAYER FLAVIO COBOLLI	

VICE CAPTAIN	UMBERTO RIANNA
TEAM MANAGER	MICHELANGELO DELL'EDERA
ACCOMPANYING DIRECTOR	GRAZIANO RISI
DOCTOR	LUCA SEMPERBONI
PHYSIOTHERAPIST	LUCA FARINELLI
PHYSIOTHERAPIST	PIETRO GRAZIANI
OSTEOPATH	CLAUDIO ZANETTI
FITNESS COACH	STEFANO BARSACCHI
MENTAL PERFORMANCE COACH	LORENZO BELTRAME
MENTAL PERFORMANCE COACH	DANILO DE GASPARI
RACQUET TECHNICIAN	PIER PAOLO MELIS
SPARRING PARTNER	SAMUELE VINCENT RUGGERI

ITALIAN NATIONAL TEAM RESULTS IN BJKC SINCE 2010

2024

World
Champions



2023

Finalists



2022

Lost at the
Group Stage
of the final
phase



2021

Won the World
Group II play-
off to qualify
for the World
Group



2020

Won the Europe/
Africa Group
play-off to
qualify for World
Group II



2019

Lost the play-off to qualify for the
World Group

2018

Defeated in play-off to qualify
for the World Group

2017

Won the play-off to
stay in World Group II

2016

Lost the play-off and relegated to World
Group II

2015

Won the play-off to stay in the World
Group

2014

Semi-finalists

2013

World Champions

2012

Semi-finalists

2011

Semi-finalists

2010

World Champions

VICTORY IN THE 2024 BILLIE JEAN KING CUP

FINALISTS IN 2023,
THE VICTORY IN THE
BJKC CONFIRMED THE
EXCELLENT WORK OF
THE ITALIAN NATIONAL
WOMEN'S TEAM




CAPTAIN TATHIANA GARBIN	
	PLAYER JASMINE PAOLINI
PLAYER ELISABETTA COCCIARETTO	
	PLAYER LUCIA BRONZETTI
PLAYER SARA FERRANI	
	PLAYER MARTINA TREVISAN



VICE CAPTAIN	VITTORIO MAGNELLI
TEAM MANAGER	DANIELE SILVESTRE
DOCTOR	ELISABETTA PARRA MARCHETTI
PHYSIOTHERAPIST	FRANCESCO PAPERINI
PHYSIOTHERAPIST	MICHEL POLLEDRI
OSTEOPATH	FAUSTO INCLIMONA
FITNESS COACH	ANDREA BRACAGLIA
RACQUET TECHNICIAN	GABRIELE MEDRI
SPARRING PARTNER	FRANCESCO SOLOMONE

THE
TENNIS AND PADEL
REPORT 2024



CHAPTER 3

THE IMPACTS OF THE INTERNATIONAL EVENTS

SARDEGNA
OPEN

INTERNAZIONALE BNL
D'ITALIA

PIEMONTE
OPEN

BNL ITALY MAJOR
PREMIER PADEL

P2 PREMIER
PADEL GENOVA

FIP EUROPEAN PADEL
CHAMPIONSHIPS

DAVIS CUP FINALS
GROUP STAGE

NITTO ATP
FINALS

THE MAJOR INTERNATIONAL EVENTS ORGANISED IN ITALY

<div>30 APRIL – 5 MAY</div> <div>SARDEGNA OPEN</div> <div>ATP 175</div>	<div>30 APRIL – 19 MAY</div> <div>INTERNAZIONALI BNL D'ITALIA</div> <div>MASTER 1000</div>	<div>14 – 19 MAY</div> <div>PIEMONTE OPEN</div> <div>ATP 175</div>
<div>15 – 23 JUNE</div> <div>BNL ITALY MAJOR PREMIER PADEL</div> <div>MAJOR</div>	<div>3– 7 JULY</div> <div>PREMIER PADEL P2</div> <div>P2</div>	<div>22 – 27 JULY</div> <div>FIP EUROPEAN PADEL CHAMPIONSHIPS</div> <div>EUROPEAN CHAMPIONSHIPS</div>
<div>10 – 15 SEPTEMBER</div> <div>DAVIS CUP FINALS - GROUP STAGE</div> <div>GROUP STAGE DAVIS CUP</div>	<div>10 – 17 NOVEMBER</div> <div>NITTO ATP FINALS</div> <div>ATP 175</div>	

SARDEGNA OPEN



THE TOURNAMENT IN NUMBERS

30 APRIL - 5 MAY 2024

SARDEGNA OPEN

Cagliari



SPECTATORS

6,353

Total daily spectator
numbers

3,592

Unique spectators

193.8 €K

Ticket revenues

ORIGIN OF SPECTATORS



0,9%

INTERNATIONAL
SPECTATORS

32,2%

SPECTATORS FROM
CAGLIARI

66,9%

ITALIAN SPECTATORS
FROM OUTSIDE
CAGLIARI

MALE SINGLES

MARIANO NAVONE b. LORENZO
MUSSETTI 75/61

MALE DOUBLES

BALAJI/BEGEMANN b. ARIAS/ZEBALLOS
64/67/10-6

DIRECT, INDIRECT AND INDUCED ECONOMIC IMPACT

3.7 €M

DIRECT IMPACT

Total purchases of goods and services in the sector in question

3.0 €M

INDIRECT IMPACT

impact on the supply chain of purchases in the sector in question

1.3 €M

INDUCED IMPACT

Impact deriving from the increased earnings of workers employed directly and indirectly in the sector

8.0 €M

ECONOMIC IMPACT OF THE SARDEGNA OPEN



JOBS

created or preserved thanks to the event¹

57



EARNED INCOME

with a positive impact on Italian households²

1.5 €M



ADDED VALUE

created by the activities connected to the event³

3.9 €M



TAX REVENUES

for the Italian state

1.1 €M

1. EXPRESSED IN FTES; 2. CORRESPONDS TO THE TOTAL REMUNERATION OF THE FTES (WAGES, CONTRIBUTIONS AND TAXES); 3. INDICATES THE IMPACT OF THE EVENT ON GDP; REPRESENTS THE NET ECONOMIC CONTRIBUTION OF THE EVENT TO THE ECONOMY, CALCULATED AS THE DIFFERENCE BETWEEN THE ECONOMIC IMPACT AND THE COST OF GOODS AND SERVICES USED TO PRODUCE IT
SOURCE: BCG




INTERNAZIONALI BNL D'ITALIA

THE TOURNAMENT IN NUMBERS

30 APRIL – 19 MAY 2024

INTERNAZIONALI BNL D'ITALIA



ORIGIN OF SPECTATORS



18%
FOREIGN
SPECTATORS

82%
ITALIAN
SPECTATORS

TICKETS SOLD

356.424

of which 222,923 were
single tickets
(plus an average of 5,831
daily passes)

MEN'S SINGLES

ALEXANDER ZVEREV b. NICHOLAS JARRY
64/75

MEN'S DOUBLES

GRANOLLERS/ZEBALLOS b. PAVIC/AREVALO
62/62

WOMEN'S SINGLES

IGA SWIATEK b. ARYNA SABALENKA
62/63

WOMEN'S DOUBLES

ERRANI/PAOLINI b. GAUFF/ROUTLIFFE
63/46/10-8

DIRECT, INDIRECT AND INDUCED ECONOMIC IMPACT

274,6 €M

DIRECT IMPACT

Total of purchases of goods and services in the sector in question

233 €M

INDIRECT IMPACT

Impact on the supply chain of purchases in the sector in question

108 €M

INDUCED IMPACT

Impact deriving from the increased revenues of workers employed directly and indirectly in the sector



615,6 €M

ECONOMIC IMPACT INTERNAZIONALI BNL D'ITALIA



JOB

created or preserved thanks to the event¹

4,122



ADDED VALUE

created by activities linked to the event²

223 €M



TAX REVENUES

for the Italian state

121.2 €M

IMPACT BY SECTOR

Production value
(million €)

Number of jobs
(FTEs)

179.5		ACCOMODATION AND CATERING		1,777
67.4		WHOLESALE TRADE		436
43.5		TRANSPORT		248
41.5		FOOD INDUSTRIES		224
27.5		REAL ESTATE ACTIVITIES		122
15.8		AGRICULTURE		111
13.4		STORAGE		97
13.4		ENERGY SUPPLY		95
12.3		OTHER PROFESSIONAL ACTIVITIES		92
12.1		FINANCIAL SERVICES		85
189.2		OTHER		836



NOTE: PRODUCTION VALUE INCLUDES THE IMPACT OF TAXES
SOURCE: EY

SOCIAL IMPACT

SOCIAL
BENEFITS

258 €M

52%

PLAYERS

21%

TOURISTS

27%

SPECTATORS

SROI

SOCIAL
RETURN
ON
INVESTMENT

6.8

For every euro invested for the organisation and production of the event, society, in its broadest possible definition, benefits by 6.80€

SOURCE: OPENECONOMICS



ESG
RATING

AA

ENVIRONMENT

LOW ENVIRONMENTAL
IMPACTS

AA+

SOCIAL

HIGH LEVEL
OF SOCIAL
COMMITMENT

AA

GOVERNANCE

PROACTIVE
MANAGEMENT OF RISKS
AND OPPORTUNITIES





PIEMONTE OPEN

THE TOURNAMENT IN NUMBERS

14 – 19 MAY 2024

PIEMONTE OPEN

Turin



SPECTATORS

4,463

Total number of daily spectators

2,251

Unique spectators

110.1 €K

Ticket revenues

ORIGIN OF SPECTATORS



1.8%

INTERNATIONAL SPECTATORS

21.7%

SPECTATORS FROM TURIN

76.5%

ITALIAN SPECTATORS NOT FROM TURIN

MEN'S SINGLES

FRANCESCO PASSARO ^{b.}
LORENZO MUSETTI ^{63/75}

MEN'S DOUBLES

HELIOVAARA/PATTEN ^{b.}
MIES/SKUPSKI ^{63/63}

DIRECT, INDIRECT AND INDUCED ECONOMIC IMPACT

3.3 €M

DIRECT IMPACT

Total purchases of goods and services in the sector in question

2.8 €M

INDIRECT IMPACT

Impact on the supply chain of purchases in the sector in question

1.2 €M

INDUCED IMPACT

Impact deriving from the increased revenues of those employed directly and indirectly in the sector



7.3 €M

ECONOMIC IMPACT OF THE PIEMONTE OPEN



JOBS

created or preserved thanks to the event¹

55



EARNED INCOME

with a positive impact on Italian households²

1.4 €M



ADDED VALUE

created by the activities linked to the event³

3.5 €M



TAX REVENUES

for the Italian state

1.0 €M

1. EXPRESSED IN FTES; 2. CORRESPONDS TO THE TOTAL REMUNERATION OF THE FTES (WAGES, CONTRIBUTIONS AND TAXES); 3. INDICATES THE IMPACT OF THE EVENT ON GDP: REPRESENTS THE NET ECONOMIC CONTRIBUTION OF THE EVENT TO THE ECONOMY, CALCULATED AS THE DIFFERENCE BETWEEN THE ECONOMIC IMPACT AND THE COST OF GOODS AND SERVICES USED TO PRODUCE IT
SOURCE: BCG

BNL ITALY MAJOR PREMIER PADEL



THE TOURNAMENT IN NUMBERS

15 – 23 JUNE 2024

BNL ITALY MAJOR PREMIER PADEL

Rome



SPECTATORS

23,324

Total daily presence of
spectators

15,983

Unique spectators

0.9 €M

Ticket revenues

ORIGIN OF SPECTATORS



7.8%

INTERNATIONAL
SPECTATORS

36.5%

SPECTATORS FROM
ROME

55.7%

ITALIAN SPECTATORS
NOT FROM ROME

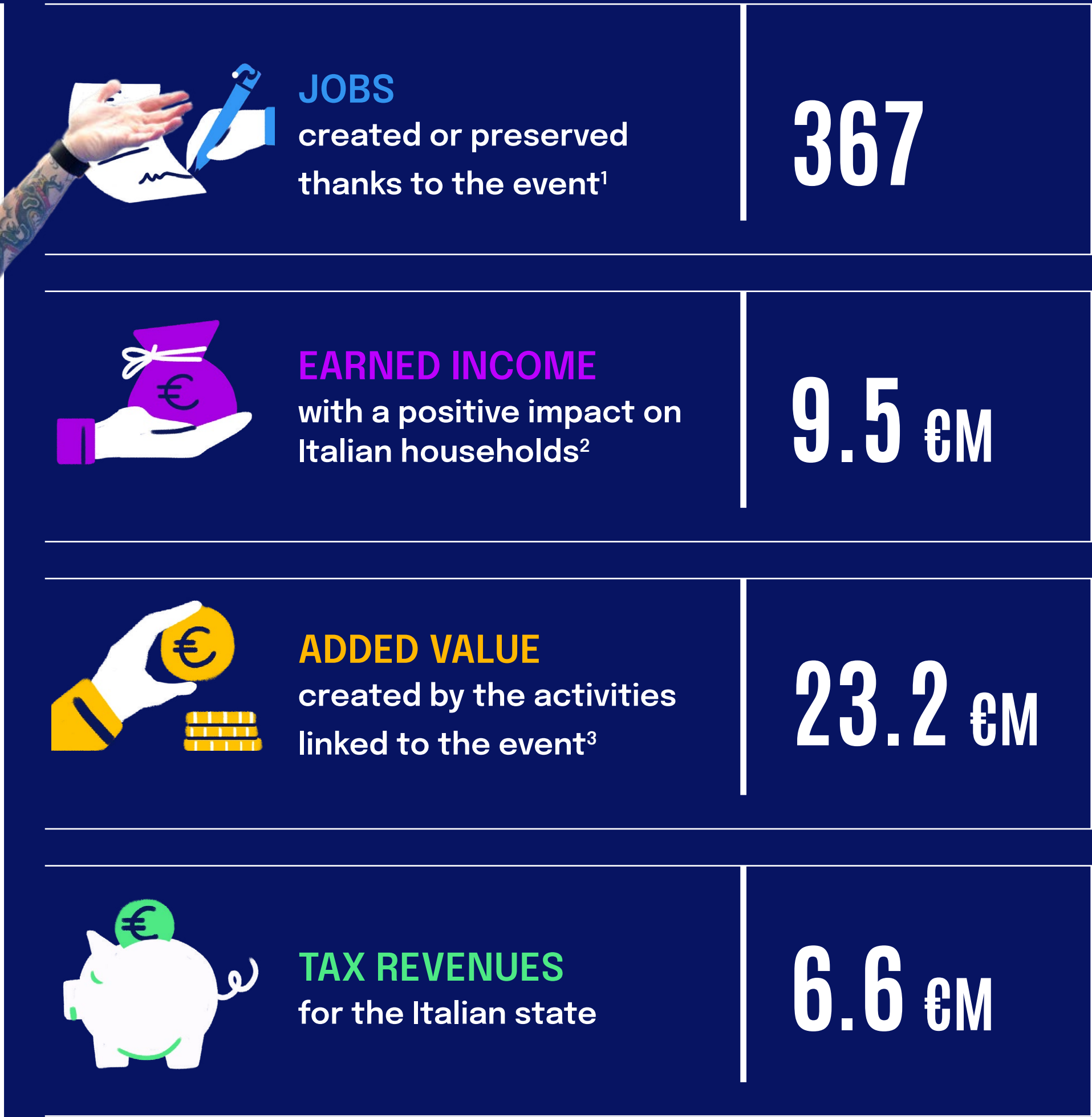
MEN'S
CHINGOTTO/GALAN b.
COELLO/TAPIA 64/16/61

WOMEN'S
SANCHEZ/JOSEMARIA b.
SAINZ/LLAGUNO 61/60

DIRECT, INDIRECT AND INDUCED ECONOMIC IMPACT



47.4 €M **ECONOMIC IMPACT**
BNL ITALY MAJOR PREMIER PADEL 2024



1. EXPRESSED IN FTES; 2. CORRESPONDS TO THE TOTAL REMUNERATION OF THE FTES (WAGES, CONTRIBUTIONS AND TAXES); 3. INDICATES THE IMPACT OF THE EVENT ON GDP: REPRESENTS THE NET ECONOMIC CONTRIBUTION OF THE EVENT TO THE ECONOMY, CALCULATED AS THE DIFFERENCE BETWEEN THE ECONOMIC IMPACT AND THE COST OF GOODS AND SERVICES USED TO PRODUCE IT
SOURCE: BCG

P2 PREMIER PADEL GENOVA



THE TOURNAMENT IN NUMBERS

3 – 7 JULY 2024

P2 PREMIER PADEL GENOVA

Genoa



SPECTATORS

6,091

Total daily presence of
spectators

5,374

Unique spectators

106.8 €K

Ticket revenues

ORIGIN OF SPECTATORS



2.9%

INTERNATIONAL
SPECTATORS

36.5%

SPECTATORS FROM
GENOA

60.6%

ITALIAN SPECTATORS
NOT FROM GENOA

MEN'S

CHINGOTTO/GALAN ^{b.}
COELLO/TAPIA ^{61/61}

WOMEN'S

ORTEGA/ARAUJO ^{b.}
SANCHEZ/JOSEMARIA ^{63/76}

DIRECT, INDIRECT AND INDUCED ECONOMIC IMPACT

4.5 €M

DIRECT IMPACT

Total purchases of goods and services in the sector in question

3.8 €M

INDIRECT IMPACT

Impact on the supply chain of purchases in the sector in question

1.7 €M

INDUCED IMPACT

Impact deriving from the increased revenues of those employed directly and indirectly in the sector



10.0 €M

ECONOMIC IMPACT
P2 PREMIER PADEL GENOVA



JOBS
created or preserved
thanks to the event¹

72



EARNED INCOME
with a positive impact on
Italian households²

2.0 €M



ADDED VALUE
created by the activities
linked to the event³

4.8 €M



TAX REVENUES
for the Italian state

1.4 €M

1. EXPRESSED IN FTES; 2. CORRESPONDS TO THE TOTAL REMUNERATION OF THE FTES (WAGES, CONTRIBUTIONS AND TAXES); 3. INDICATES THE IMPACT OF THE EVENT ON GDP: REPRESENTS THE NET ECONOMIC CONTRIBUTION OF THE EVENT TO THE ECONOMY, CALCULATED AS THE DIFFERENCE BETWEEN THE ECONOMIC IMPACT AND THE COST OF GOODS AND SERVICES USED TO PRODUCE IT
SOURCE: BCG

FIP EUROPEAN PADEL CHAMPIONSHIPS



THE TOURNAMENT IN NUMBERS

22 – 27 JULY 2024

FIP EUROPEAN PADEL CHAMPIONSHIPS

Cagliari



SPECTATORS

1,906

Total daily presence of
spectators

1,140

Unique spectators

9.7 €K

Ticket revenues

ORIGIN OF SPECTATORS



6.1%

INTERNATIONAL
SPECTATORS

81.2%

SPECTATORS FROM
CAGLIARI

12.7%

ITALIAN SPECTATORS NOT
FROM CAGLIARI

MEN'S

GOLD: SPAIN
SILVER: ITALY
BRONZE: PORTUGAL

WOMEN'S

GOLD: SPAIN
SILVER: ITALY
BRONZE: FRANCE

DIRECT, INDIRECT AND INDUCED ECONOMIC IMPACT

3.0 €M

DIRECT IMPACT
Total purchases of goods and services in the sector in question

2.5 €M


INDIRECT IMPACT
Impact on the supply chain of purchases in the sector in question





1.1 €M

INDUCED IMPACT
Impact deriving from the increased revenues of those employed directly and indirectly in the sector

6.6 €M

ECONOMIC IMPACT
FIP EUROPEAN PADEL CHAMPIONSHIPS



 <div>JOBS created or preserved thanks to the event¹</div>	47
 <div>EARNED INCOME with a positive impact on Italian households²</div>	1.3 €M
 <div>ADDED VALUE created by the activities linked to the event³</div>	3.2 €M
 <div>TAX REVENUES for the Italian state</div>	0.9 €M

1. EXPRESSED IN FTES; 2. CORRESPONDS TO THE TOTAL REMUNERATION OF THE FTES (WAGES, CONTRIBUTIONS AND TAXES); 3. INDICATES THE IMPACT OF THE EVENT ON GDP; REPRESENTS THE NET ECONOMIC CONTRIBUTION OF THE EVENT TO THE ECONOMY, CALCULATED AS THE DIFFERENCE BETWEEN THE ECONOMIC IMPACT AND THE COST OF GOODS AND SERVICES USED TO PRODUCE IT
SOURCE: BCG

DAVIS CUP FINALS - GROUP STAGE



THE EVENT IN NUMBERS

10 – 15 SEPTEMBER 2024

DAVIS CUP FINALS GROUP STAGE

Bologna



SPECTATORS

24,788

Total daily presence of
spectators

15,425

Unique spectators

1.7 €M

Ticket revenues

ORIGIN OF SPECTATORS



3.3%

INTERNATIONAL
SPECTATORS

22.9%

SPECTATORS FROM
BOLOGNA

73.8%

ITALIAN SPECTATORS NOT
FROM BOLOGNA

ROUND ROBIN
FIRST PLACE :

ITALY

ROUND ROBIN
SECOND PLACE:

NETHERLANDS

DIRECT, INDIRECT AND INDUCED ECONOMIC IMPACT

30.9 €M

DIRECT IMPACT

Total purchases of goods and services in the sector in question

25.3 €M

INDIRECT IMPACT

Impact on the supply chain of purchases in the sector in question

11.3 €M

INDUCED IMPACT

Impact deriving from the increased revenues of those employed directly and indirectly in the sector

67.5 €M

ECONOMIC IMPACT DAVIS CUP FINALS-GROUP STAGE



JOBS
created or preserved
thanks to the event¹

503



EARNED INCOME
with a positive impact on
Italian households²

13.2 €M



ADDED VALUE
created by the activities
linked to the event³

33.0 €M



TAX REVENUES
for the Italian state

9.4 €M

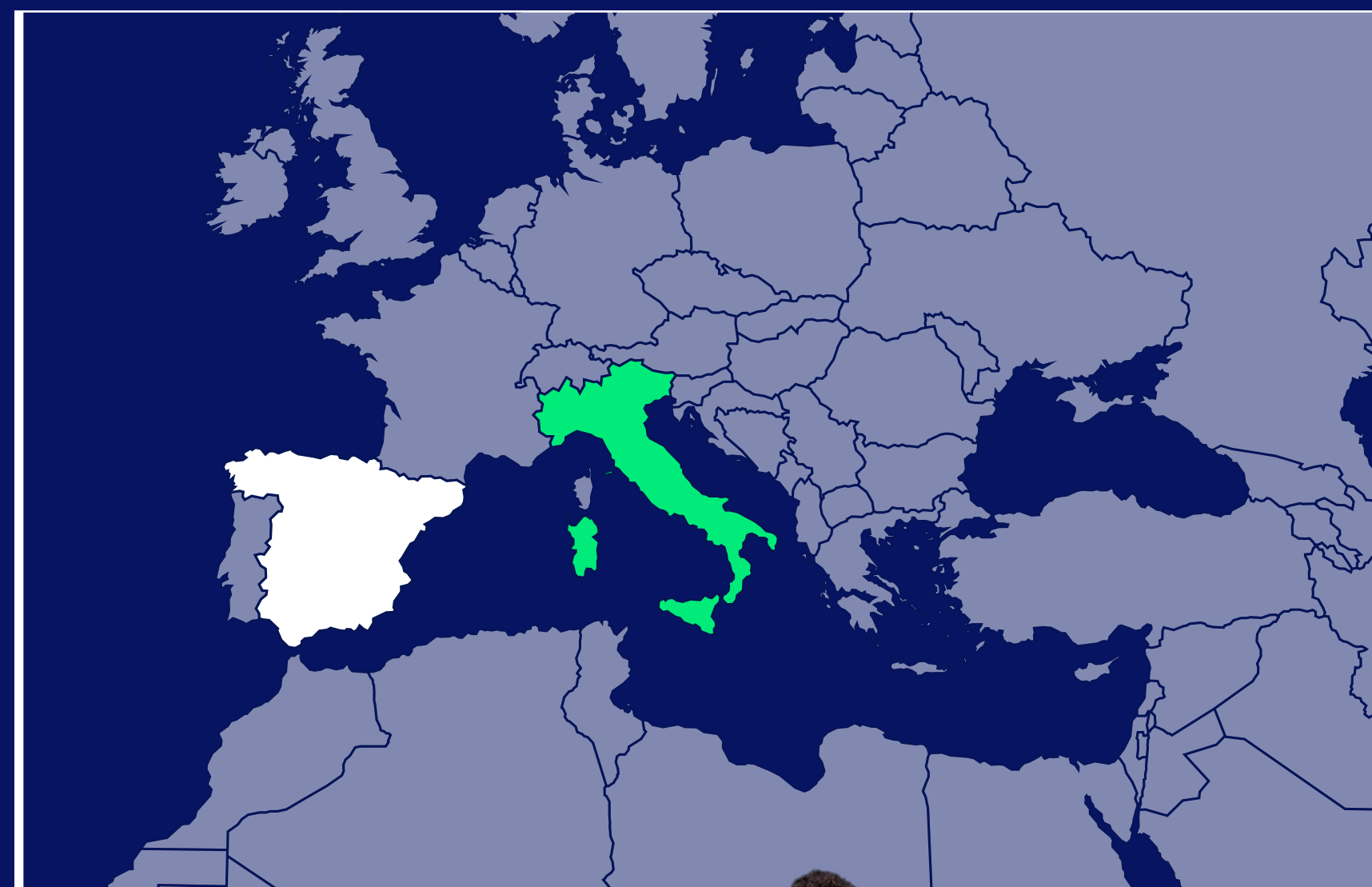
1. EXPRESSED IN FTES; 2. CORRESPONDS TO THE TOTAL REMUNERATION OF THE FTES (WAGES, CONTRIBUTIONS AND TAXES); 3. INDICATES THE IMPACT OF THE EVENT ON GDP; REPRESENTS THE NET ECONOMIC CONTRIBUTION OF THE EVENT TO THE ECONOMY, CALCULATED AS THE DIFFERENCE BETWEEN THE ECONOMIC IMPACT AND THE COST OF GOODS AND SERVICES USED TO PRODUCE IT
SOURCE: BCG

DAVIS CUP FINALS IN ITALY UNTIL 2027

The final stages of the oldest and most prestigious men's national team tennis event will take place in Italy from 2025 to 2027. In 2025 the Bowl will be awarded to the new champions in Bologna, the city whose passion and drive in recent years enabled the Italian team to lay the foundations for consecutive triumphs in 2023 and 2024.

ITALY IS THE HOME OF INTERNATIONAL TENNIS

Another great spectacle hosted
on home turf



COUNTRIES THAT HAVE HOSTED THE
DAVIS CUP FINALS

SPAIN 2019-2024

ITALY 2025-2027



ITALY WILL BE THE
SECOND COUNTRY TO
HOST THIS HISTORIC
COMPETITION

NITTO ATP FINALS



THE TOURNAMENT IN NUMBERS

10 – 17 NOVEMBER 2024

NITTO ATP FINALS

Turin



SPECTATORS

210,275

Total daily presence of
spectators

133,230

Unique spectators

25.0 €M

Ticket revenues

ORIGIN OF SPECTATORS



20.3%

INTERNATIONAL
SPECTATORS

13.5%

SPECTATORS FROM
PIEDMONT

66.2%

ITALIAN SPECTATORS
FROM OUTSIDE PIEDMONT

MEN'S SINGLES

JANNIK SINNER b. TAYLOR FRITZ

64/64

MEN'S DOUBLES

PUETZ/KRAWIETZ b. PAVIC/AREVALO

76/76

DIRECT, INDIRECT AND INDUCED ECONOMIC IMPACT

225.7 €M

DIRECT IMPACT

Total purchases of goods and services in the sector in question

192.3 €M

INDIRECT IMPACT

Impact on the supply chain of purchases in the sector in question

85.4 €M

DEDUCED IMPACT

Impact deriving from the increased revenues of those employed directly and indirectly in the sector



503.4 €M

ECONOMIC IMPACT NITTO ATP FINALS 2024



JOBS

created or preserved thanks to the event¹

3,431



EARNED INCOME

with a positive impact on Italian households²

98.9 €M



ADDED VALUE

created by the activities linked to the event³

243.2 €M



TAX REVENUES

(of which 25.9 €M is direct, 37.6 €M is indirect and 21.0 € is induced)

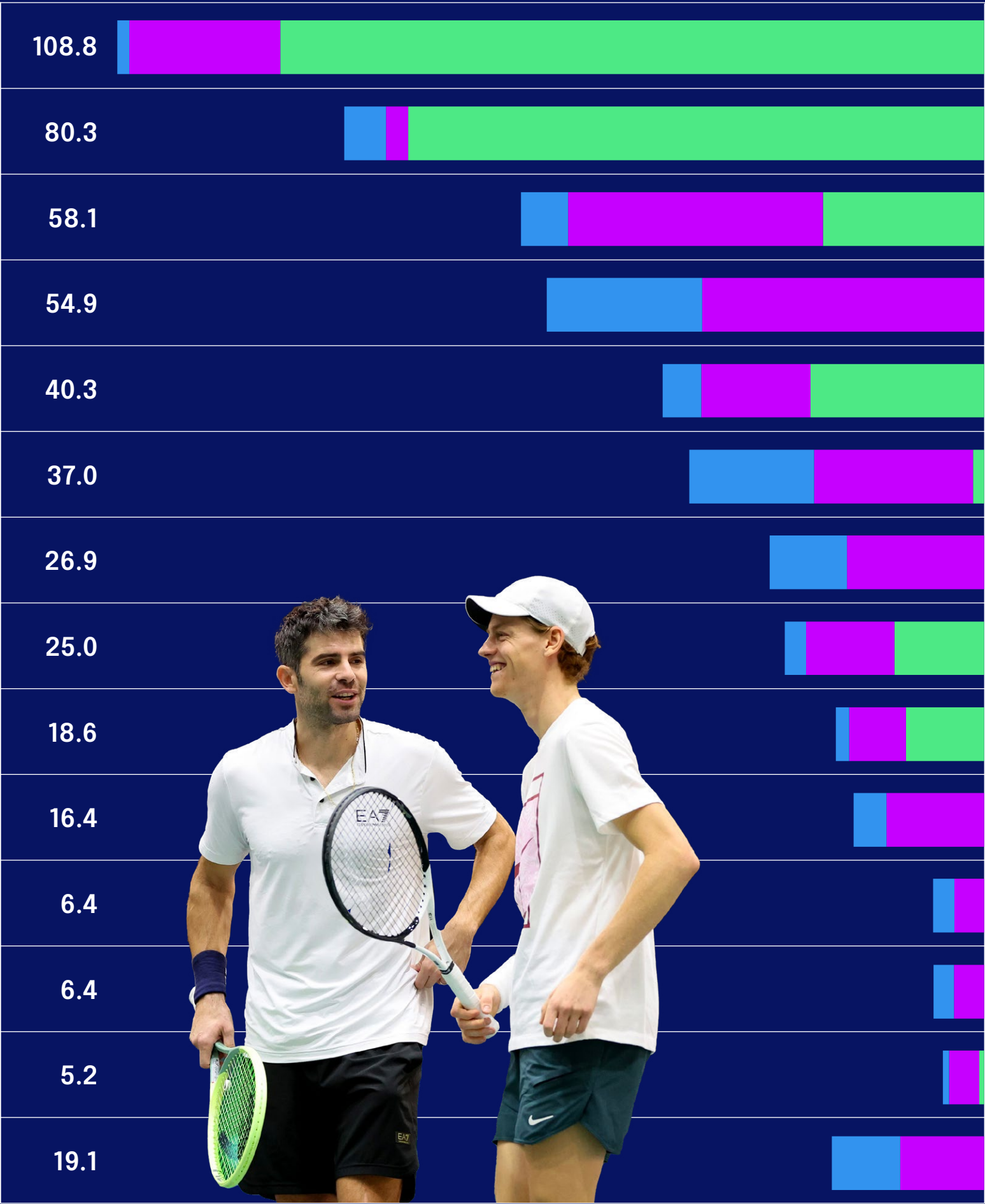
84.5 €M

1. EXPRESSED IN FTES; 2. CORRESPONDS TO THE TOTAL REMUNERATION OF THE FTES (WAGES, CONTRIBUTIONS AND TAXES); 3. INDICATES THE IMPACT OF THE EVENT ON GDP; REPRESENTS THE NET ECONOMIC CONTRIBUTION OF THE EVENT TO THE ECONOMY, CALCULATED AS THE DIFFERENCE BETWEEN THE ECONOMIC IMPACT AND THE COST OF GOODS AND SERVICES USED TO PRODUCE IT
SOURCE: BCG

ECONOMIC IMPACT AND JOBS BY SECTOR

● DIRECT ● INDIRECT ● INDUCED


Economic impact by sector (€M)



Jobs created or preserved by sector (# jobs)

ARTS, ENTERTAINMENT AND RECREATIONAL ACTIVITIES	<div><div></div><div></div><div></div></div>	743	22%
ACCOMMODATION AND CATERING	<div><div></div><div></div><div></div></div>	967	28%
PROFESSIONAL, SCIENTIFIC AND TECHNICAL ACTIVITIES	<div><div></div><div></div><div></div></div>	545	16%
MANUFACTURING ACTIVITIES	<div><div></div><div></div><div></div></div>	162	5%
TRANSPORT AND STORAGE	<div><div></div><div></div><div></div></div>	216	6%
REAL ESTATE FINANCIAL AND INSURANCE	<div><div></div><div></div><div></div></div>	66	2%
WHOLESALE AND RETAIL TRADE	<div><div></div><div></div><div></div></div>	210	6%
INFORMATION AND COMMUNICATIONS SERVICES	<div><div></div><div></div><div></div></div>	103	3%
CONSTRUCTION	<div><div></div><div></div><div></div></div>	126	4%
WATER AND ELECTRICITY SUPPLY	<div><div></div><div></div><div></div></div>	27	1%
EDUCATION, HEALTHCARE AND SOCIAL ASSISTANCE	<div><div></div><div></div><div></div></div>	64	2%
AGRICULTURE, FORESTRY AND FISHERIES	<div><div></div><div></div><div></div></div>	73	3%
PUBLIC ADMINISTRATION AND DEFENCE	<div><div></div><div></div><div></div></div>	33	1%
OTHER SECTORS ¹	<div><div></div><div></div><div></div></div>	96	13%

1. INCLUDES OTHER SECTORS, SUCH AS: ACTIVITIES OF HOUSEHOLDS AS EMPLOYERS OF DOMESTIC STAFF; PRODUCTION OF UNDIFFERENTIATED GOODS AND SERVICES FOR OWN USE; TAXES ON PRODUCTS LESS SUBSIDIES; OTHER SERVICES
SOURCE: BCG



SOCIAL IMPACT

**SOCIAL
BENEFITS** **332** €M

42%

SPORTSPEOPLE

28%

SPECTATORS

24%

TOURISTS

6%

EXTERNAL INVESTORS

SROI

**SOCIAL
RETURN
ON
INVESTMENT**

For every euro invested for the organization and production of the event, society, in its broadest definition, benefits by €5.20

5.2



**ESG
RATING**

AA+

ENVIRONMENT
LOW ENVIRONMENTAL
IMPACTS SOCIAL

AA+

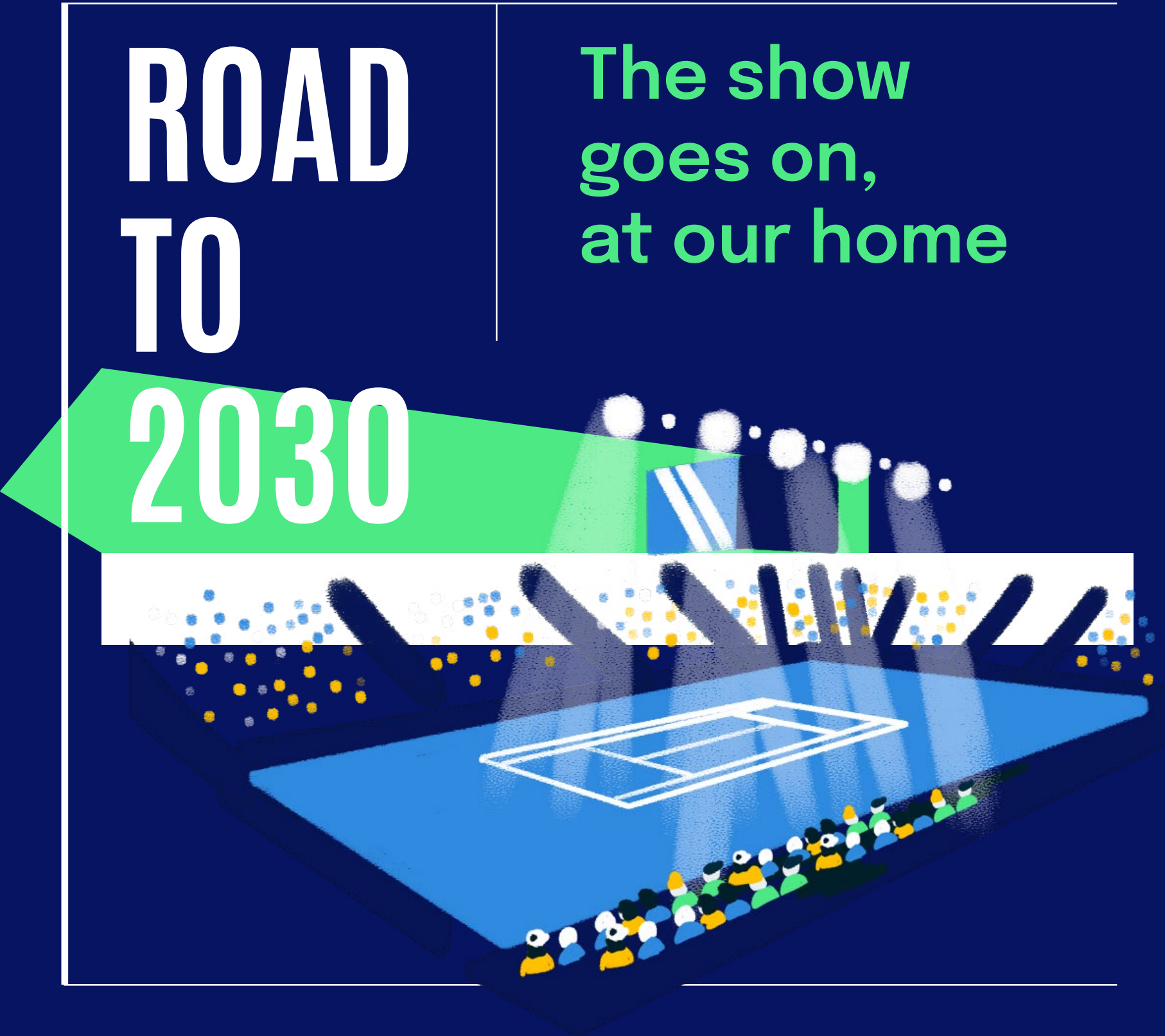
SOCIAL
HIGH LEVEL OF SOCIAL
COMMITMENT

AAA

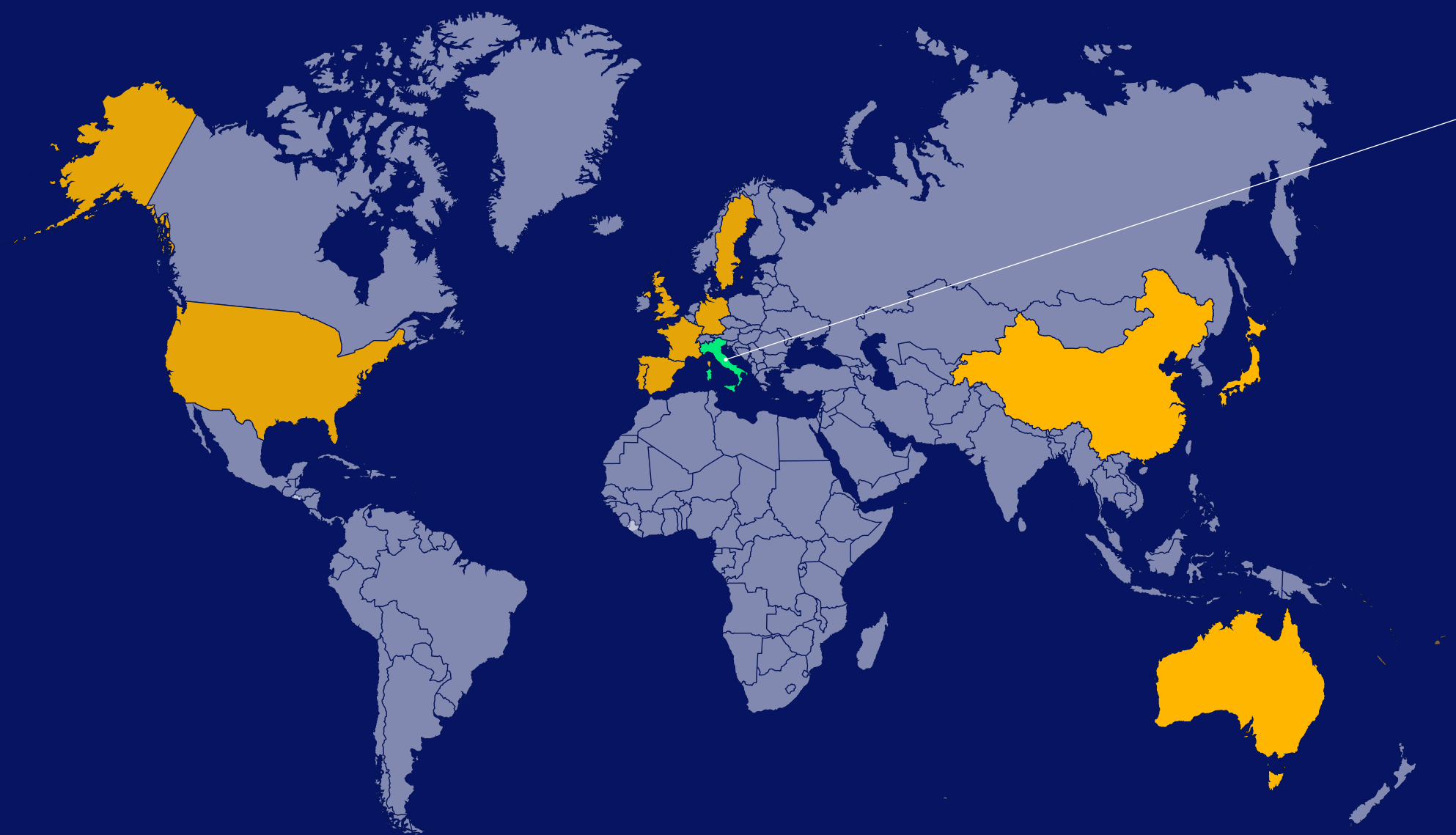
GOVERNANCE
PROACTIVE
MANAGEMENT OF RISKS
AND OPPORTUNITIES

NITTO ATP FINALS IN ITALY UNTIL 2030

Thanks to the work of the Italian Tennis and Padel Federation, the ATP has decided to award the ATP Finals to Italy for another five years. This achievement demonstrates that the Federation today is a perfect “organizational machine”.



COUNTRIES THAT HAVE HOSTED THE ATP FINALS



Japan	1970	Germany	1990-1999
France	1971	Portugal	2000
Spain	1972	Australia	2001
United States	1973	China	2002
Australia	1974	United States	2003-2004
Sweden	1975	China	2005-2008
United States	1976-1989	United Kingdom	2009-2020
		Italy	2021-2030

ITALY

having been assigned the finals for

5 MORE YEARS,

will become one of the countries to have hosted the ATP Finals the most times.



CHAPTER 4

MEDIA AND SOCIAL MEDIA

TENNIS AND PADEL ON
SOCIAL MEDIA

TENNIS ON TV



TENNIS AND PADEL ON SOCIAL MEDIA

TOP 20 ATP PLAYERS IN TERMS OF INSTAGRAM FOLLOWERS

1

NOVAK DJOKOVIC



SERBIA

15,600,000

FOLLOWERS

2

CARLOS ALCARAZ




SPAIN

6,300,000

FOLLOWERS

3

JANNIK SINNER



ITALY

3,000,000

FOLLOWERS



4

ALEXANDER ZVEREV



GERMANY

2,100,000

FOLLOWERS

5

STEFANOS TSITSIPAS



GREECE

1,900,000

FOLLOWERS

6

DANIIL MEDVEDEV



RUSSIA

1,200,000

FOLLOWERS

7

GRIGOR DIMITROV




BULGARIA

1,100,000

FOLLOWERS

8

HOLGER RUNE




DENMARK

949,000

FOLLOWERS

9

FRANCES TIAFOE



USA


821,000

FOLLOWERS



10

TAYLOR FRITZ



USA

718,000

FOLLOWERS

11

CASPER RUUD



NORWAY

705,000

FOLLOWERS

12

ANDREY RUBLEV



RUSSIA

581,000

FOLLOWERS

13

LORENZO MUSETTI



ITALY

496,000

FOLLOWERS

14

ALEX DE MINAUR




AUSTRALIA

385,000

FOLLOWERS

15

TOMMY PAUL



USA

334,000

FOLLOWERS

16

KAREN KACHANOV



RUSSIA

316,000

FOLLOWERS

17

HUBERT HURKACZ



POLAND

274,000

FOLLOWERS

18

JACK DRAPER




GREAT BRITAIN

249,000

FOLLOWERS

19

ARTHUR FILS



FRANCE

135,000

FOLLOWERS

20

UGO HUMBERT























FRANCE

110,000

FOLLOWERS












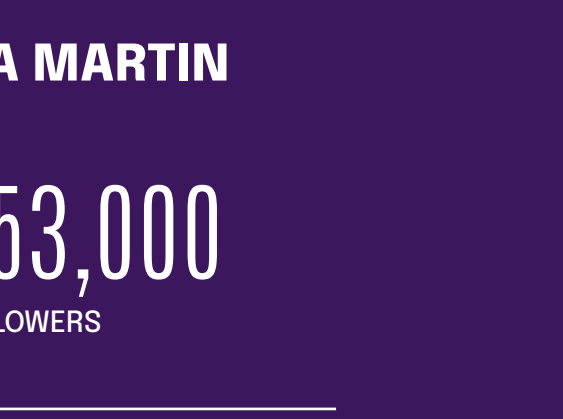

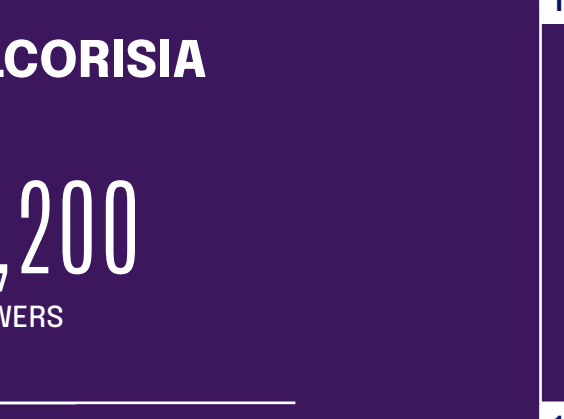









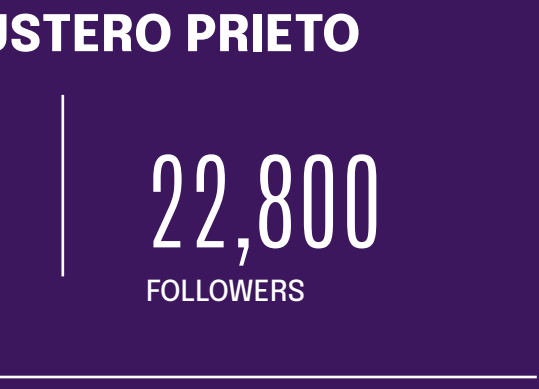











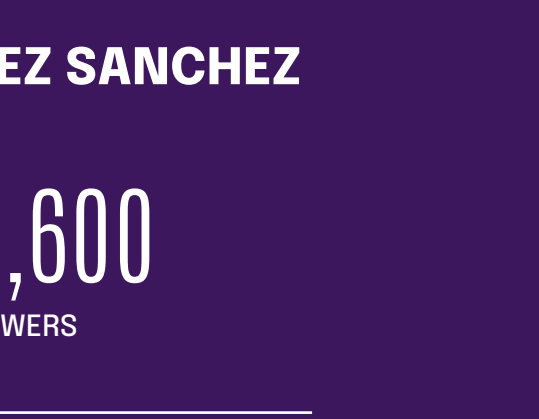




TOP 20 WTA PLAYERS IN TERMS OF INSTAGRAM FOLLOWERS

<div>1</div> <div>ARYNA SABALENKA</div> <div><div>2,300,000</div><div>FOLLOWERS</div></div> <div>BELARUS</div>	<div>2</div> <div>IGA SWIATEK</div> <div><div>1,800,000</div><div>FOLLOWERS</div></div> <div>POLAND</div>	<div>3</div> <div>COCO GAUFF</div> <div><div>1,800,000</div><div>FOLLOWERS</div></div> <div>USA</div>	<div>4</div> <div>PAULA BADOSA</div> <div><div>1,100,000</div><div>FOLLOWERS</div></div> <div>SPAIN</div>
<div>5</div> <div>VICTORIA AZARENKA</div> <div><div>729,000</div><div>FOLLOWERS</div></div> <div>BELARUS</div>	<div>6</div> <div>ELENA RYBAKINA</div> <div><div>588,000</div><div>FOLLOWERS</div></div> <div>KAZAKHSTAN</div>	<div>7</div> <div>JASMINE PAOLINI</div> <div><div>483,000</div><div>FOLLOWERS</div></div> <div>ITALY</div>	<div>8</div> <div>BEATRIZ HADDAD MAIA</div> <div><div>451,000</div><div>FOLLOWERS</div></div> <div>BRAZIL</div>
<div>9</div> <div>ANNA KALINSKAYA</div> <div><div>412,000</div><div>FOLLOWERS</div></div> <div>RUSSIA</div>	<div>10</div> <div>QINWEN ZHENG</div> <div><div>377,000</div><div>FOLLOWERS</div></div> <div>CHINA</div>	<div>11</div> <div>DARIA KASATKINA</div> <div><div>358,000</div><div>FOLLOWERS</div></div> <div>RUSSIA</div>	<div>12</div> <div>MARTA KOSTYUK</div> <div><div>320,000</div><div>FOLLOWERS</div></div> <div>UKRAINE</div>
<div>13</div> <div>DONNA VEKIC</div> <div><div>313,000</div><div>FOLLOWERS</div></div> <div>CROATIA</div>	<div>14</div> <div>MIRRA ANDREEVA</div> <div><div>267,000</div><div>FOLLOWERS</div></div> <div>RUSSIA</div>	<div>15</div> <div>JESSICA PEGULA</div> <div><div>248,000</div><div>FOLLOWERS</div></div> <div>USA</div>	<div>16</div> <div>DANIELLE COLLINS</div> <div><div>233,000</div><div>FOLLOWERS</div></div> <div>USA</div>
<div>17</div> <div>JELENA OSTAPENKO</div> <div><div>197,000</div><div>FOLLOWERS</div></div> <div>LATVIA</div>	<div>18</div> <div>EMMA NAVARRO</div> <div><div>184,000</div><div>FOLLOWERS</div></div> <div>USA</div>	<div>19</div> <div>BARBORA KREJCIKOVA</div> <div><div>143,000</div><div>FOLLOWERS</div></div> <div>CZECH REPUBLIC</div>	<div>20</div> <div>DIANA SHNAIDER</div> <div><div>12,600</div><div>FOLLOWERS</div></div> <div>RUSSIA</div>

TOP20 MEN'SPREMIER PADEL IN TERMS OF INSTAGRAM FOLLOWERS

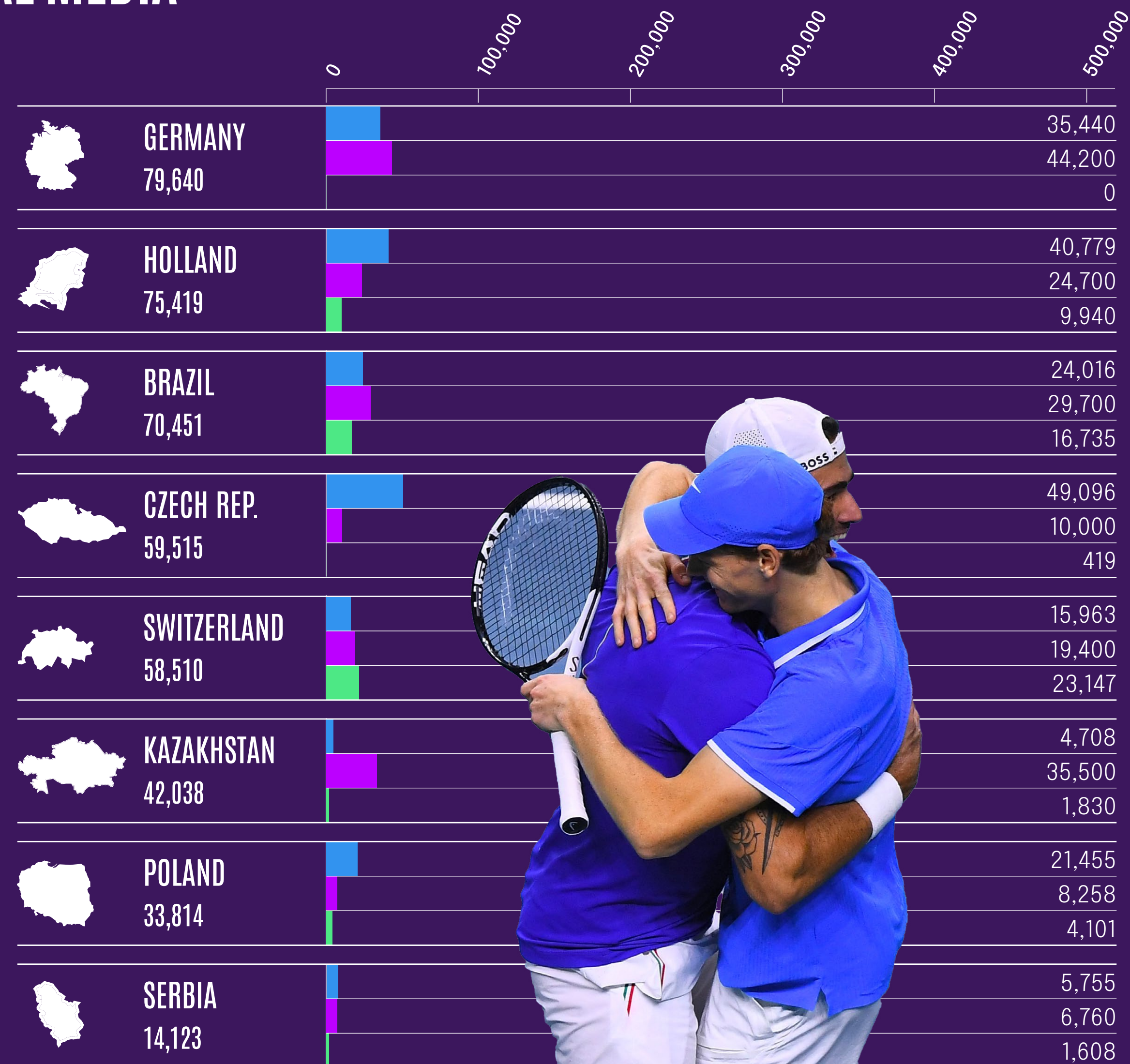
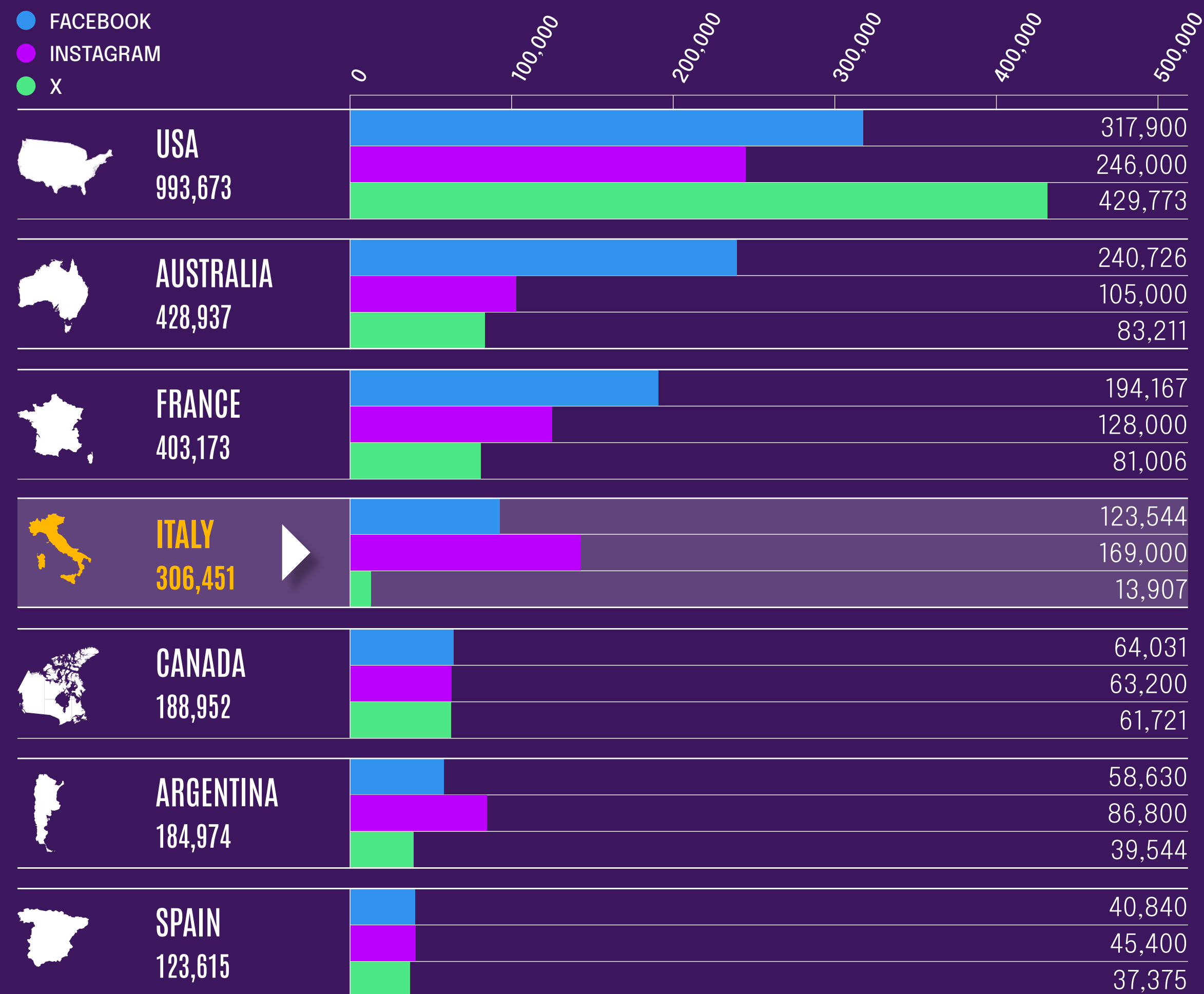
1	AGUSTIN TAPIA  ARGENTINA 692.000 FOLLOWERS	
2	ALEJANDRO GALAN  SPAIN 603.000 FOLLOWERS	
3	FRANCISCO NAVARRO  SPAIN 590.000 FOLLOWERS	
4	JUAN LEBRON  SPAIN 521.000 FOLLOWERS	
5	ARTURO COELLO  SPAIN 495.000 FOLLOWERS	
6	FEDERICO CHINGOTTO  ARGENTINA 316.000 FOLLOWERS	
7	MARTIN DI NENNO  ARGENTINA 282.000 FOLLOWERS	
8	FRANCO STUPACZUK  ARGENTINA 264.000 FOLLOWERS	
9	CARLOS DANIEL GUTIERREZ  ARGENTINA 259.000 FOLLOWERS	
10	JUAN TELLO  ARGENTINA 160.000 FOLLOWERS	
11	ALEJANDRO RUIZ  SPAIN 128.000 FOLLOWERS	
12	MIGUEL YANGUAS  SPAIN 115.000 FOLLOWERS	
13	JAVIER GARRIDO  SPAIN 115.000 FOLLOWERS	
14	JERONIMO GONZALEZ  SPAIN 90.400 FOLLOWERS	
15	JON SANZ  SPAIN 73.400 FOLLOWERS	
16	JORGE NIETO  SPAIN 68.800 FOLLOWERS	
17	EDUARDO ALONSO  SPAIN 34.700 FOLLOWERS	
18	PABLO CARDONA  SPAIN 30.200 FOLLOWERS	
19	LUCAS BERGAMINI  BRAZIL 28.700 FOLLOWERS	
20	ALEJANDRO ARROYO  SPAIN 27.400 FOLLOWERS	

TOP 20 WOMEN’S PREMIER PADEL IN TERMS OF INSTAGRAM FOLLOWERS

<div>1</div> <div>BEATRIZ GONZALEZ SANCHEZ</div> <div> SPAIN</div> <div>361,000 FOLLOWERS</div> <div></div>	<div>6</div> <div>GEMMA TRIAY PONS</div> <div> SPAIN</div> <div>167,000 FOLLOWERS</div> <div></div>	<div>11</div> <div>VERONICA VIRSEDA</div> <div> SPAIN</div> <div>69,300 FOLLOWERS</div> <div></div>	<div>16</div> <div>PATRICIA LLAGUNO ZIELINSKI</div> <div> SPAIN</div> <div>28,200 FOLLOWERS</div> <div></div>
<div>2</div> <div>MARTA ORTEGA GALLEGO</div> <div> SPAIN</div> <div>252,000 FOLLOWERS</div> <div></div>	<div>7</div> <div>PAULA JOSEMARIA MARTIN</div> <div> SPAIN</div> <div>153,000 FOLLOWERS</div> <div></div>	<div>12</div> <div>TAMARA ICARDO ALCORISIA</div> <div> SPAIN</div> <div>63,200 FOLLOWERS</div> <div></div>	<div>17</div> <div>JESSICA CASTELLO LOPEZ</div> <div> SPAIN</div> <div>25,000 FOLLOWERS</div> <div></div>
<div>3</div> <div>DELFINA BREA SENESI</div> <div> ARGENTINA</div> <div>245,000 FOLLOWERS</div> <div></div>	<div>8</div> <div>SOFIA ARAUJO</div> <div> PORTUGAL</div> <div>93,700 FOLLOWERS</div> <div></div>	<div>13</div> <div>LUCIA SAINZ PELEGRI</div> <div> SPAIN</div> <div>53,100 FOLLOWERS</div> <div></div>	<div>18</div> <div>ANDREA USTERO PRIETO</div> <div> SPAIN</div> <div>22,800 FOLLOWERS</div> <div></div>
<div>4</div> <div>ALEJANDRA SALAZAR BENGOCHEA</div> <div> SPAIN</div> <div>171,000 FOLLOWERS</div> <div></div>	<div>9</div> <div>CLAUDIA JENSEN SIRVENT</div> <div> ARGENTINA</div> <div>79,200 FOLLOWERS</div> <div></div>	<div>14</div> <div>ARANZAZU OSORO ULRICH</div> <div> ARGENTINA</div> <div>49,900 FOLLOWERS</div> <div></div>	<div>19</div> <div>ALEJANDRA ALONSO DE VILLA</div> <div> SPAIN</div> <div>17,800 FOLLOWERS</div> <div></div>
<div>5</div> <div>ARIANA SANCHEZ FALLADA</div> <div> SPAIN</div> <div>167,000 FOLLOWERS</div> <div></div>	<div>10</div> <div>CLAUDIA FERNANDEZ SANCHEZ</div> <div> SPAIN</div> <div>75,600 FOLLOWERS</div> <div></div>	<div>15</div> <div>MARTA VIRGINIA RIERA</div> <div> ARGENTINA</div> <div>33,900 FOLLOWERS</div> <div></div>	<div>20</div> <div>LORENA RUFO ORTIZ</div> <div> SPAIN</div> <div>17,400 FOLLOWERS</div> <div></div>

TENNIS FEDERATIONS WITH THE MOST FOLLOWERS ON SOCIAL MEDIA

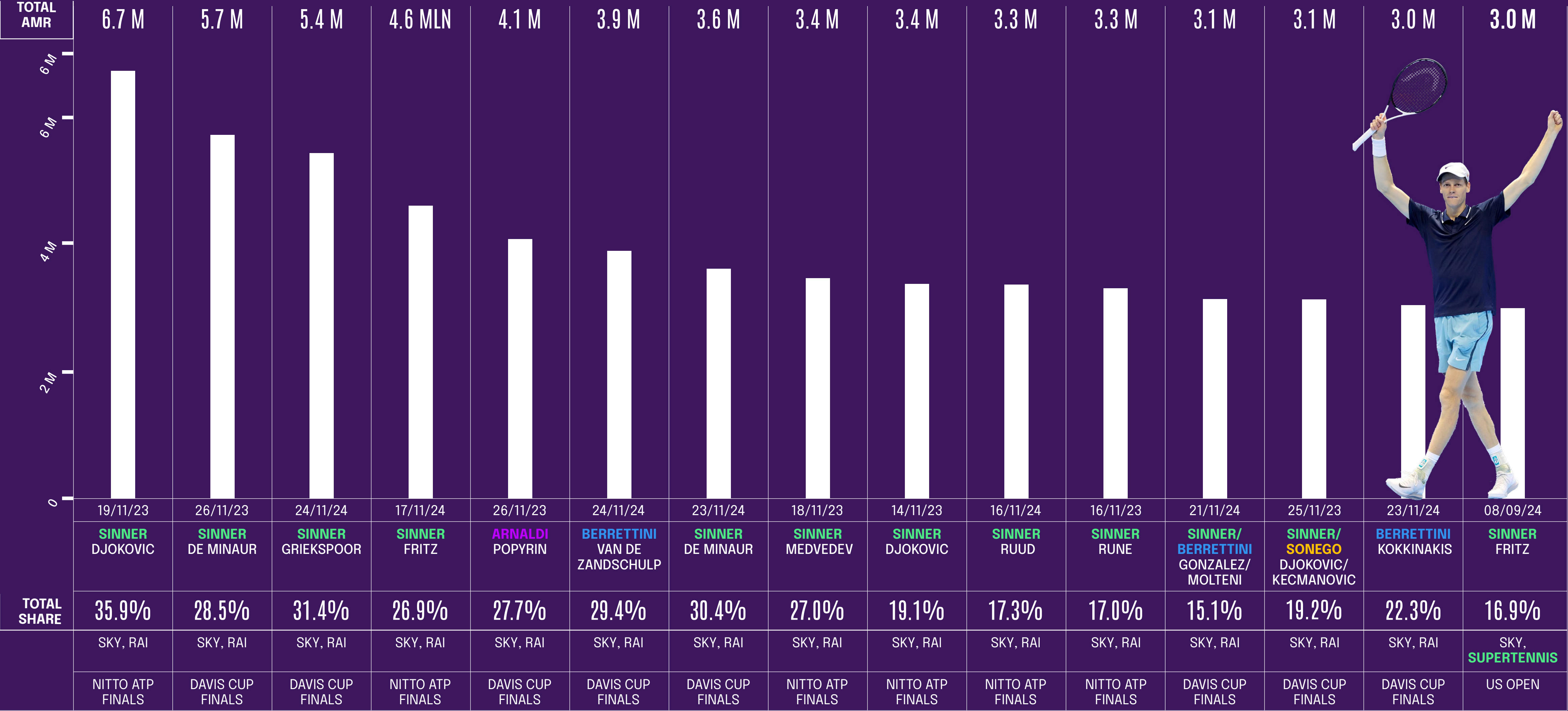
The Italian Federation has the fourth highest number of followers





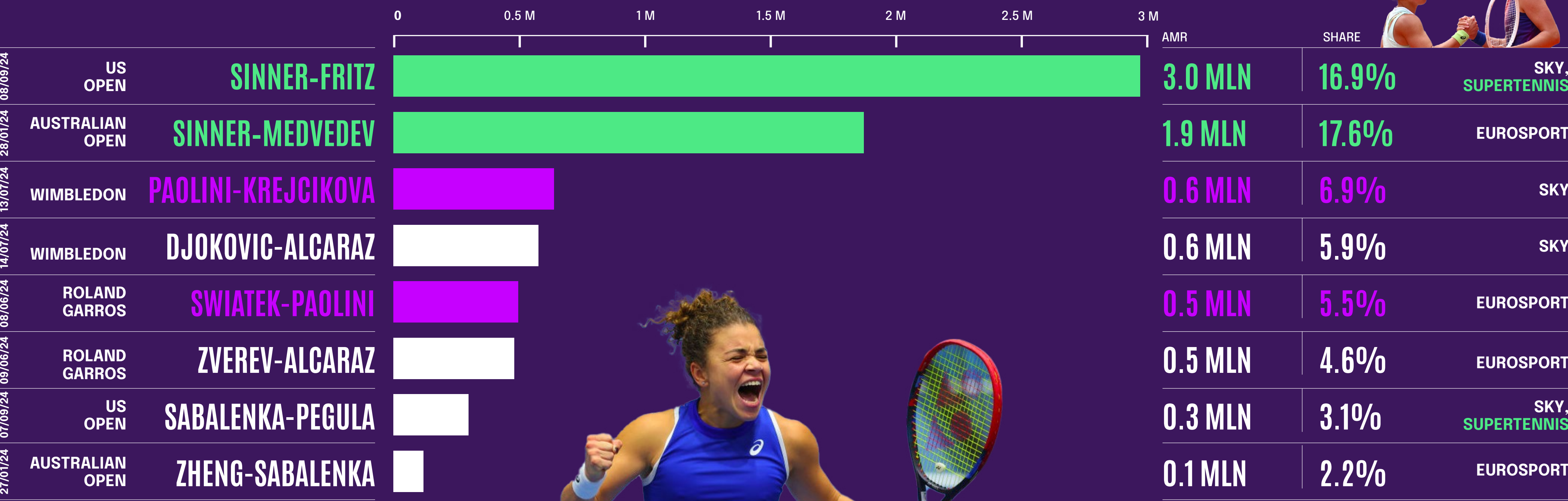
TENNIS ON TV

THE HIGHEST VIEWING FIGURES EVER IN ITALY FOR TENNIS MATCHES BROADCAST ON TV



THE TERM ‘AVERAGE MINUTE RATINGS’ (AMR) REFERS TO THE AVERAGE NUMBER OF VIEWERS OF A SPECIFIC PROGRAMME AND IS EQUAL TO THE RATIO BETWEEN THE TOTAL VIEWERS IN EACH MINUTE OF A SPECIFIC PROGRAMME AND THE DURATION IN MINUTES OF THAT PROGRAMME; SHARE IS THE PERCENTAGE RATIO BETWEEN THE LISTENERS OF A CERTAIN PROGRAMME AND THE TOTAL NUMBER OF VIEWERS WHO ARE WATCHING ANY OTHER PROGRAMME ON THE DIFFERENT NETWORKS
SOURCE: AUDITEL

VIEWING FIGURES FOR THE FINALS OF THE 2024 SLAMS

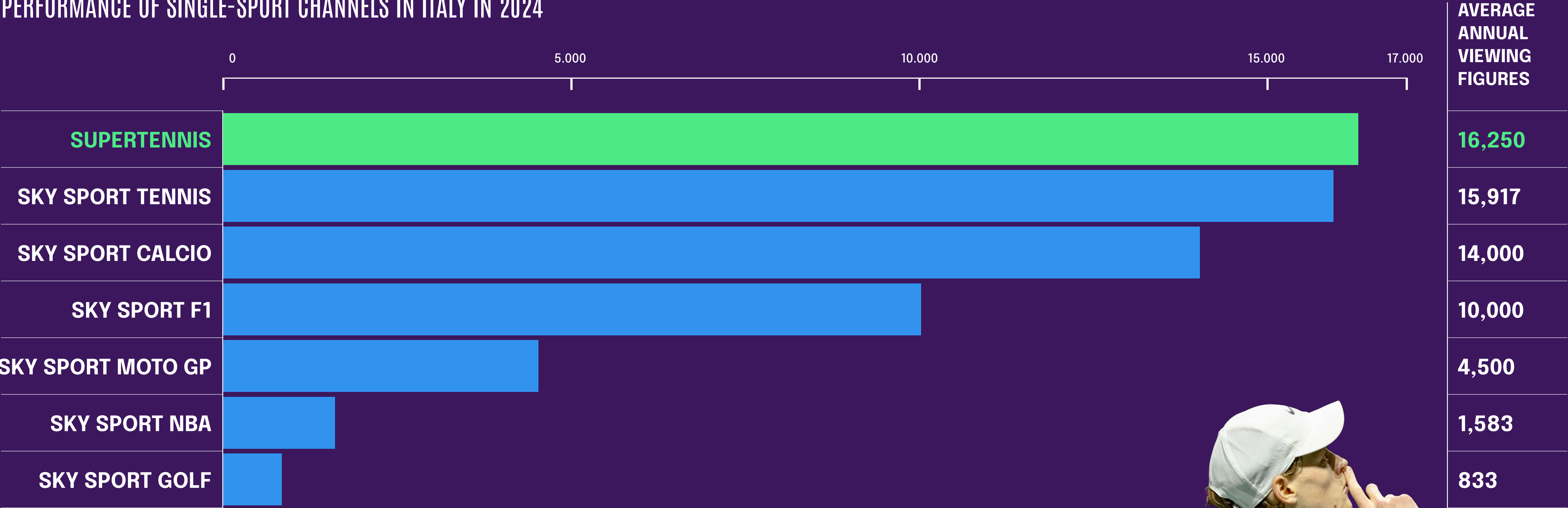


THANKS TO ITALY'S
JASMINE PAOLINI

the 2024 women's finals of Roland Garros and Wimbledon attracted more viewers than the men's finals

IN 2024 SUPER TENNIS ACHIEVED THE HIGHEST AVERAGE VIEWING FIGURES FOR A SINGLE-SPORT CHANNEL

PERFORMANCE OF SINGLE-SPORT CHANNELS IN ITALY IN 2024



SUPERTENNIS

Of all the channels listed, Supertennis is the only one to broadcast its programming free-to-air. These positive results confirm the excellent strategic investment made by the Italian Tennis and Padel Federation since 2008 to bring tennis and padel into more and more Italian homes



THE
TENNIS AND PADEL
REPORT 2024






CHAPTER 5

THE FITP AND THE TENNIS AND PADEL SYSTEM IN ITALY

THE ITALIAN TENNIS AND PADEL
FEDERATION IN NUMBERS

THE “ITALY SYSTEM”
FOR TENNIS AND PADEL



THE ITALIAN TENNIS AND PADEL FEDERATION IN NUMBERS

FITP MEMBERS

FOR THE
FIRST TIME
EVER,
THE FITP
REGISTERED
MORE THAN
ONE MILLION
MEMBERS

NUMBER OF FITP MEMBERS 2024

1,151,769

INCREASE SINCE 2020

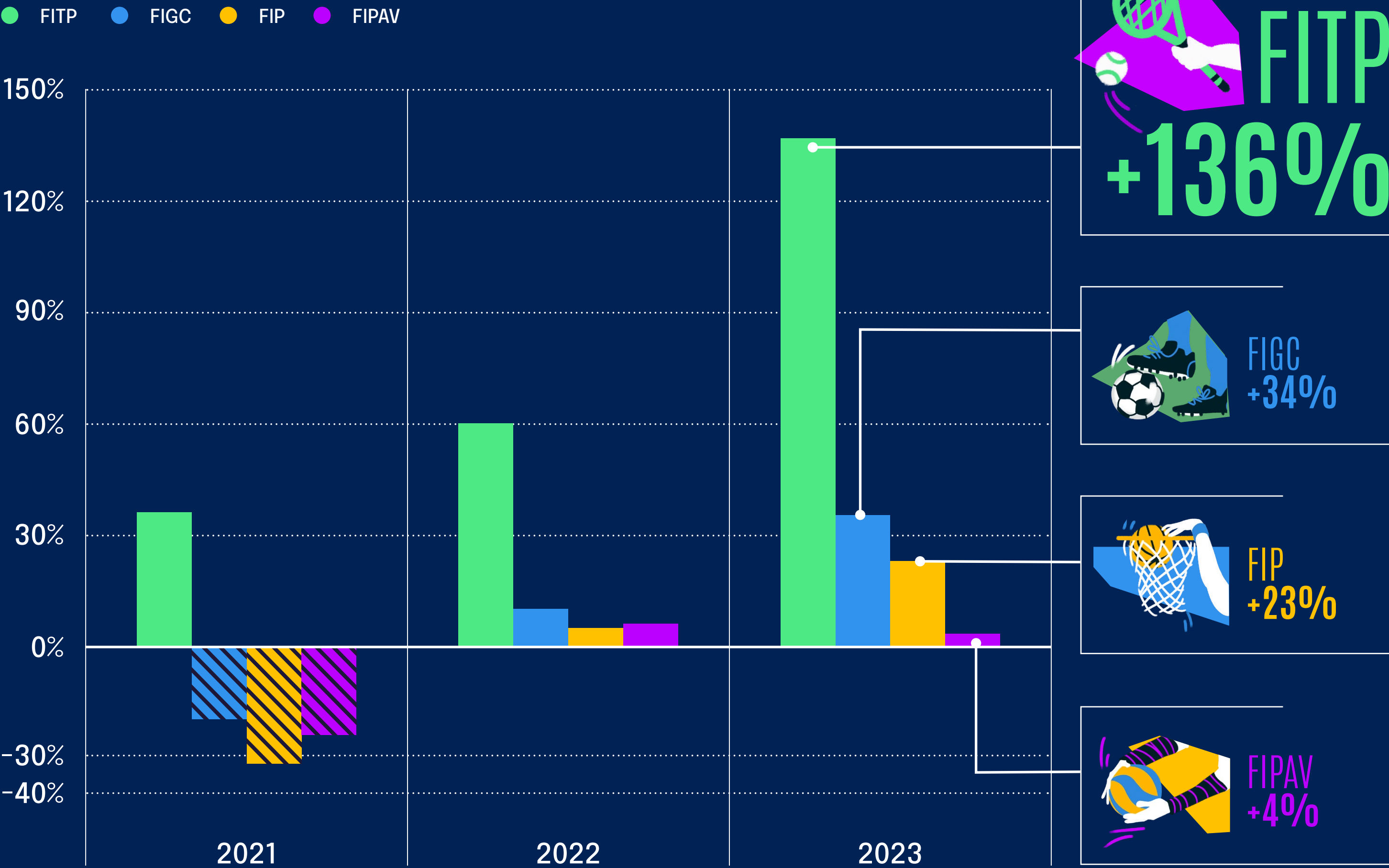
+2660%



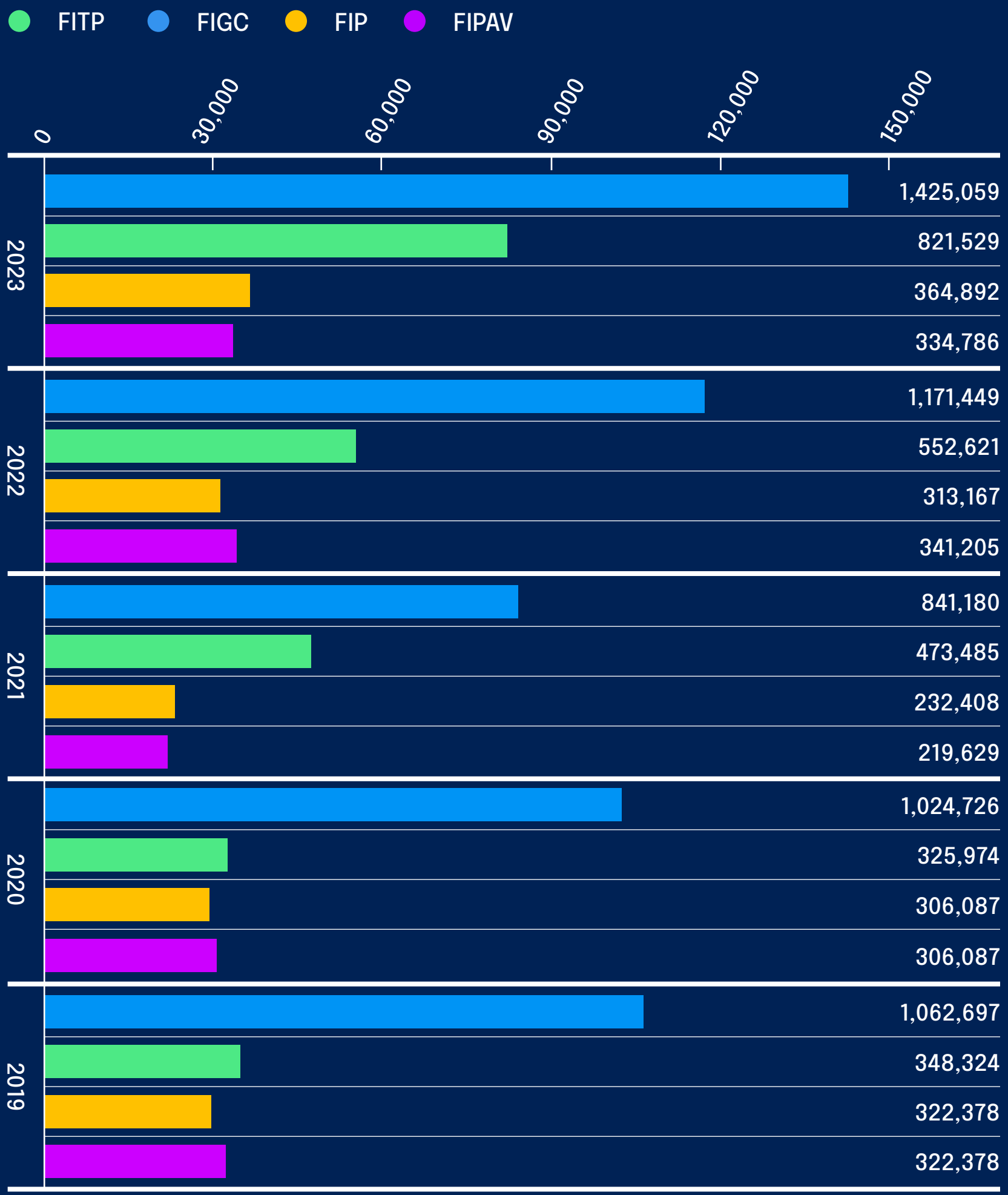
FITP MEMBERSHIP: CONTINUOUS GROWTH

In the five-year period 2019-2023, the FITP recorded a 136% increase in membership numbers, outpacing all the other italian sports federations.

PERCENTAGE GROWTH IN MEMBERSHIP COMPARED WITH 2019

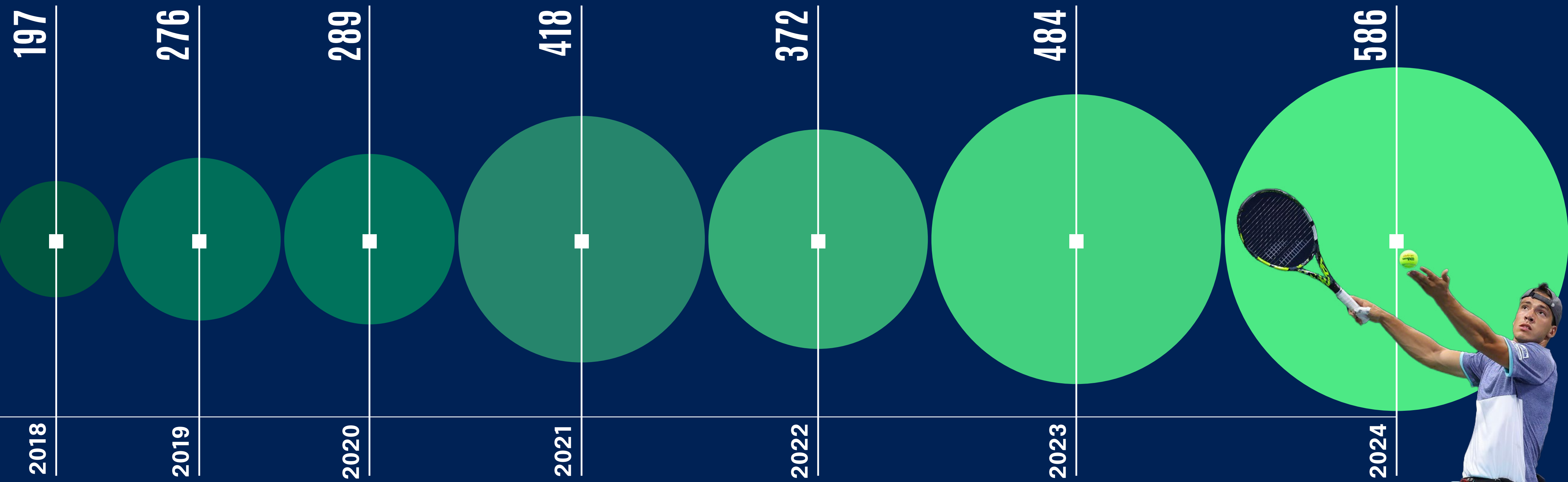


MEMBERSHIP FROM 2019 TO 2023



PARALYMPIC ATHLETES

The FITP is intensifying its efforts to make Tennis and Padel more inclusive, in particular by addressing the social and economic barriers that can impede access to Wheelchair Tennis.



199

FITP affiliated clubs that promote tennis and padel for wheelchair users

+226%

COMPARED WITH 2018

586

Athletes with a disability who play tennis and padel in Italy

+197%

COMPARED WITH 2018



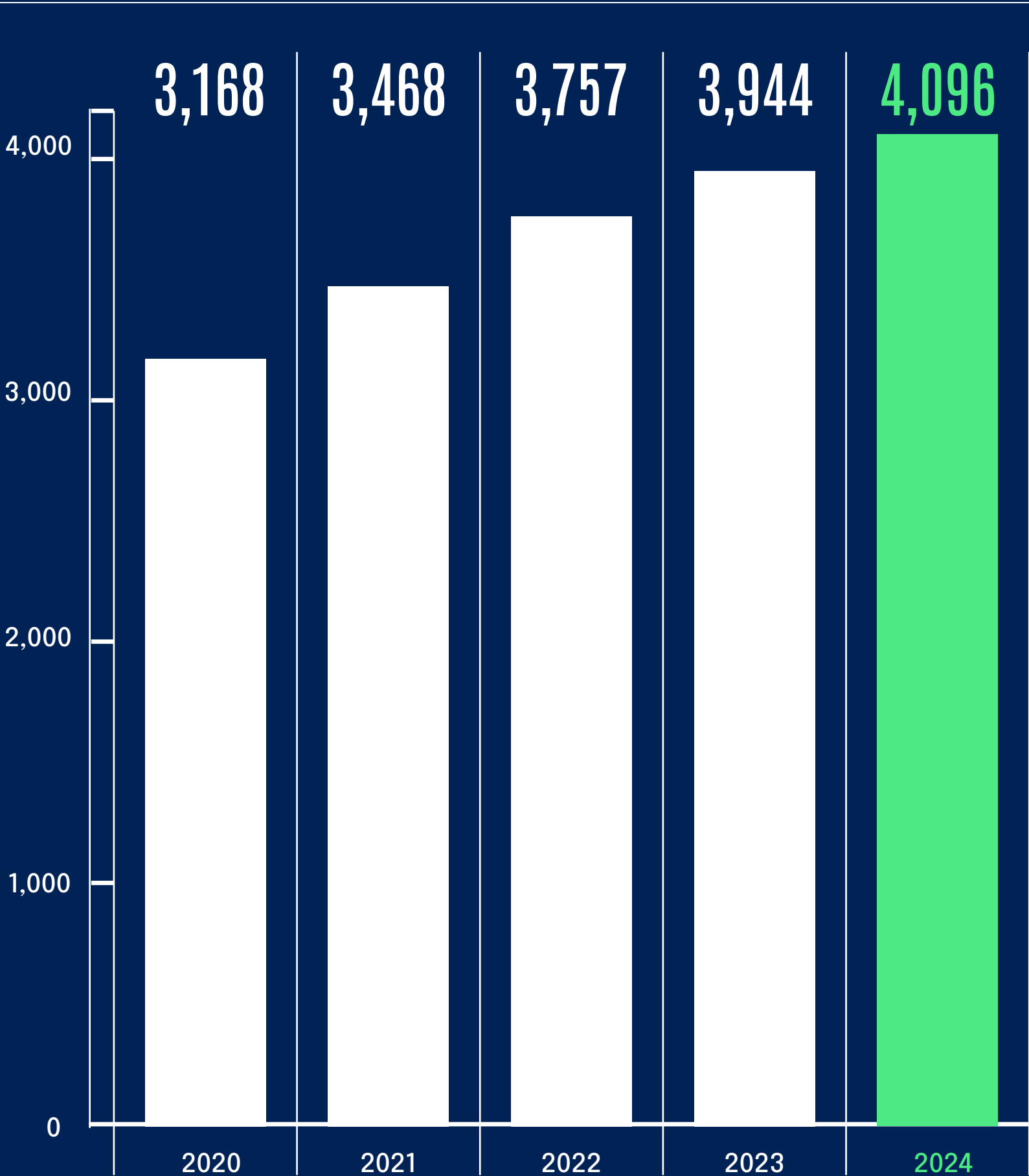
FITP AFFILIATES

The number of clubs and organisations affiliated to the FITP has been growing constantly for years.

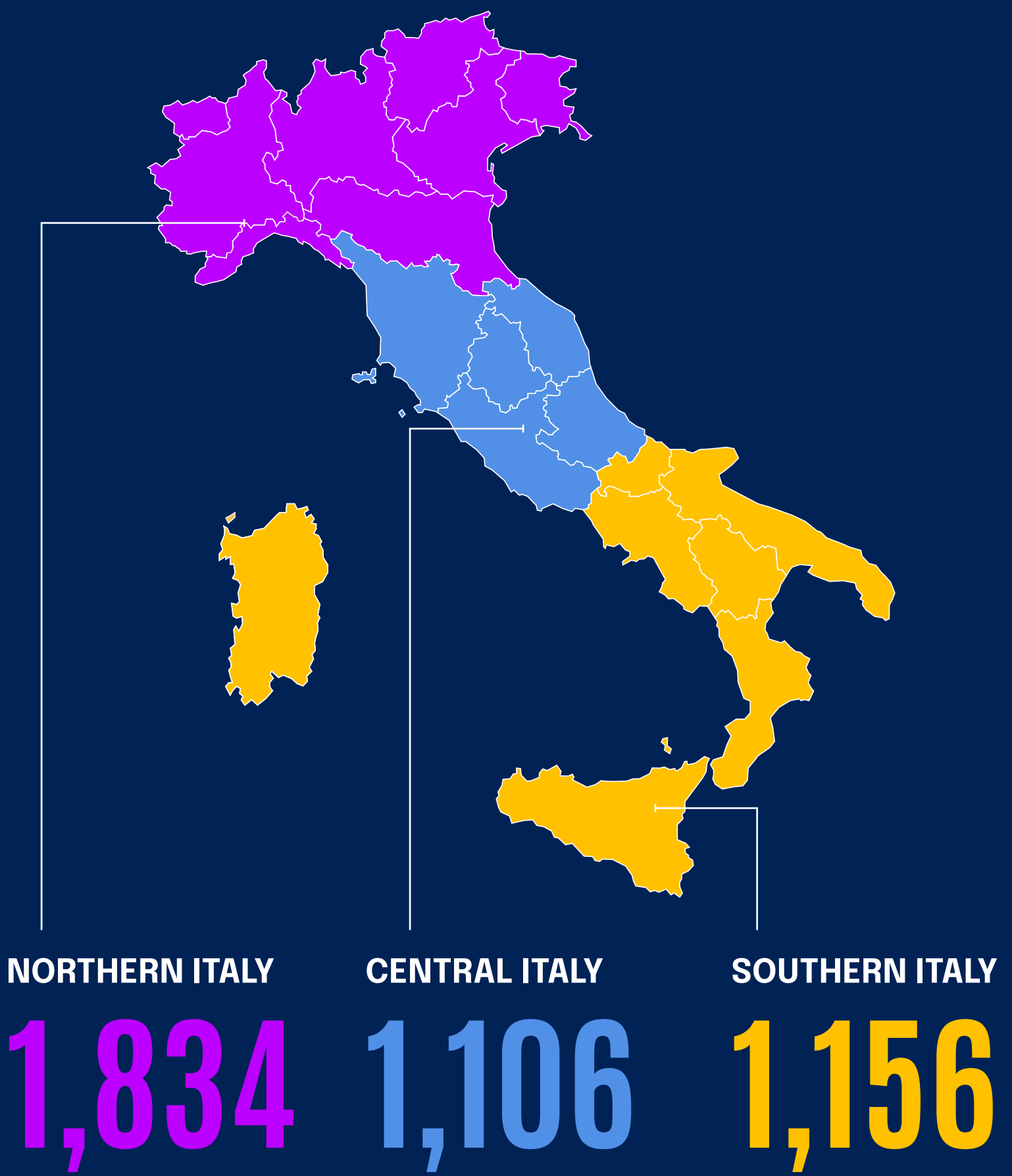
+29.30%

GROWTH IN
THE NUMBER
OF FITP
AFFILIATES
IN THE LAST 5
YEARS

AFFILIATE NUMBERS FROM 2020 TO 2024



DISTRIBUTION OF AFFILIATES IN ITALY IN 2024



COURTS AFFILIATED TO THE FITP

TOTAL TENNIS COURTS

9,323



TOTAL NUMBER OF PADEL COURTS

4,982



TENNIS
COURTS

NORTHERN ITALY

4,856

CENTRAL ITALY

2,520

SOUTHERN ITALY

1,947



PADEL
COURTS

NORTHERN ITALY

2,013

CENTRAL ITALY

1,553

SOUTHERN ITALY

1,416



FITP TEAM CHAMPIONSHIPS AND TOURNAMENTS

The competitive and non-competitive tournaments represent a cornerstone of FITP’s work and serve also to stimulate engagement of, and interaction between, an increasing number of players.



COMPETITIVE EVENTS			NON-COMPETITIVE			
	TENNIS	PADEL		TENNIS	PADEL	FITP JUNIOR PROGRAM ¹
TOURNAMENTS	6,352	1,367	TOURNAMENTS	6,546	1,970	4,952
TOURNAMENT PARTICIPANTS	439,961	62,541	TOURNAMENT PARTICIPANTS	92,475	41,768	52,403
TEAM COMPETITIONS	26	15	TEAM COMPETITIONS	17	10	
TEAMS ENROLLED IN CHAMPIONSHIPS	13,103	2,270	TEAMS ENROLLED IN CHAMPIONSHIPS	4,486	5,543	

1. THE FITP JUNIOR PROGRAM IS A COMPETITION CIRCUIT CREATED FOR ALL CHILDREN ENROLLED IN TENNIS AND PADEL SCHOOLS ACROSS ITALY
DATA 2024 TO 15/01/2025




THE “ITALY SYSTEM” FOR TENNIS AND PADEL

TENNIS AND PADEL SCHOOLS IN ITALY'S REGIONS

The number of tennis and padel schools in Italy has been growing constantly for years in all of Italy's regions

TENNIS PADEL



2024 DATA TO 15/01/2025



+34%

total growth compared with 2020

2,553

total number of tennis and padel schools

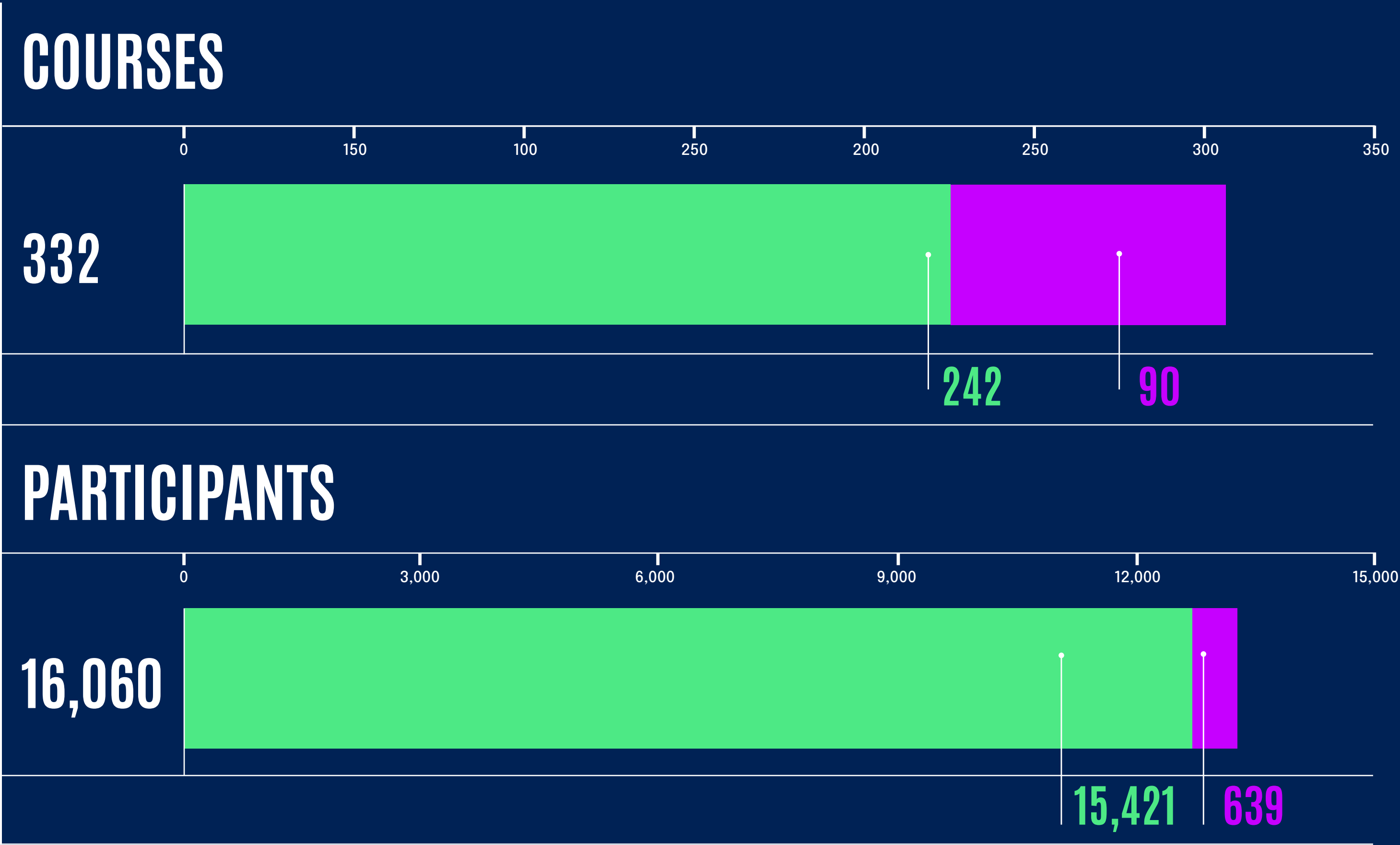
+1,727%

growth in the number of padel schools compared with 2020

COURSES OFFERED BY THE R. LOMBARDI INSTITUTE OF HIGHER EDUCATION

In 2024 FITP invested substantially in training, resulting in a notable increase in the number of courses.

TENNIS AND PADEL TEACHERS OTHER TECHNICAL ROLES : SPORTING DIRECTORS, NUTRITION EDUCATORS, RACQUET TECHNICIANS, FITNESS COACHES, MENTAL PERFORMANCE COACHES



PERENTAGE INCEASE SINCE 2020


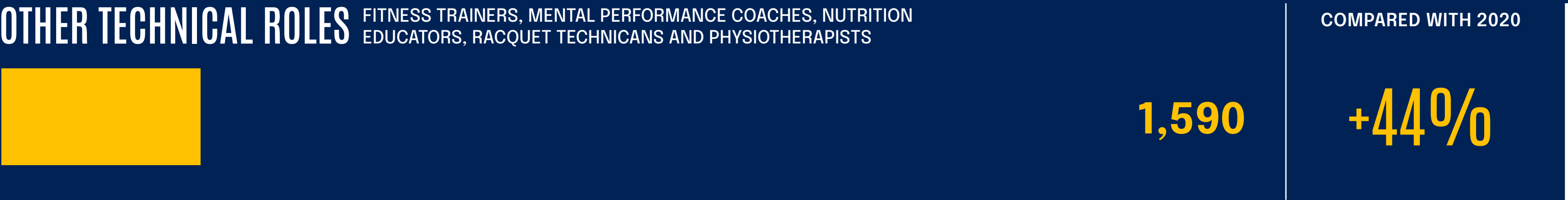
COURSES

+196%

PARTICIPANTS

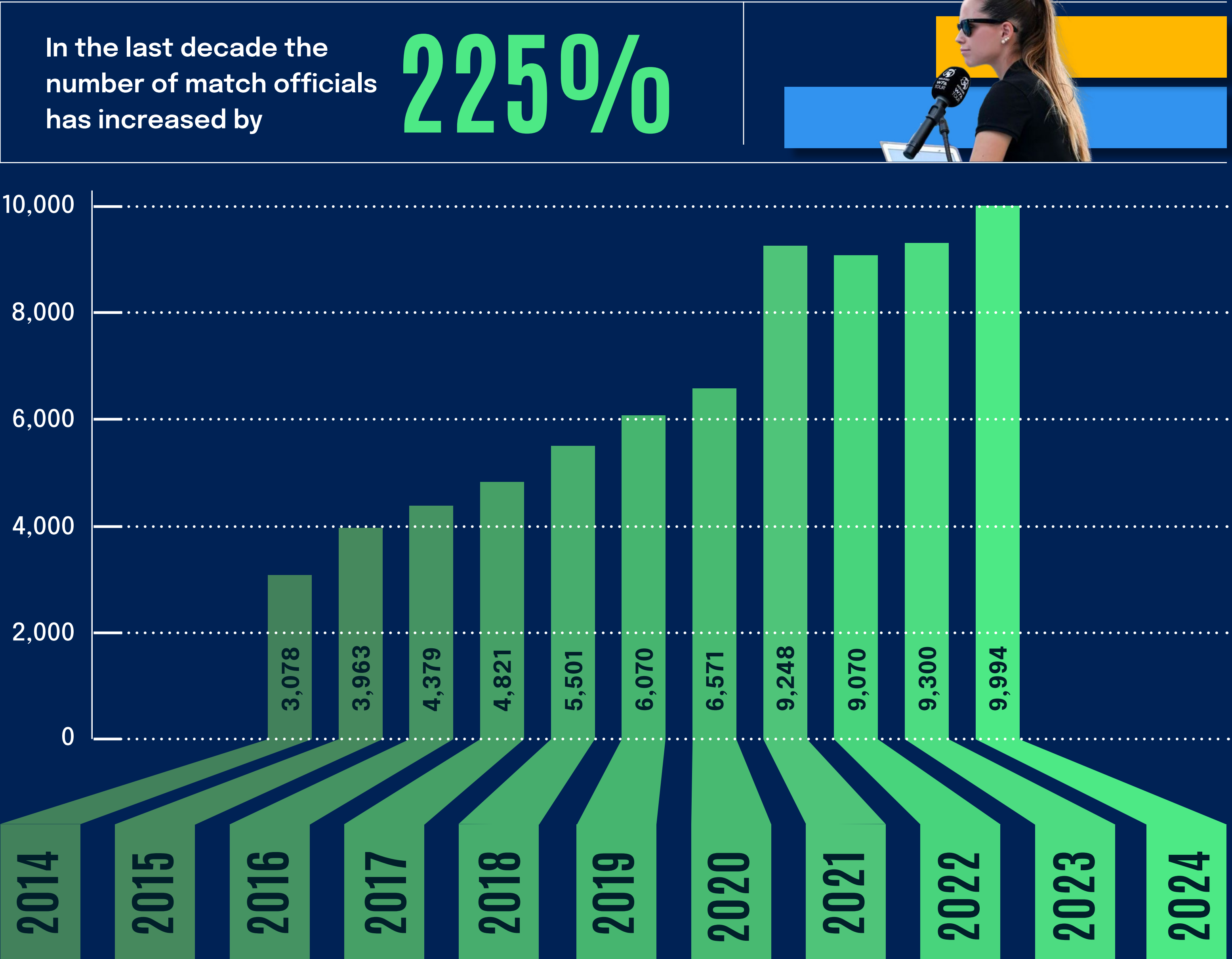
+56%

FITP TECHNICAL ROLES




MATCH OFFICIALS

The match officials are qualified, trained and kept up to date by the Italian Tennis and Padel Federation.







APPENDIX

THE INTERNATIONAL TOURS 2024

THE COUNTRIES HOSTING
TENNIS TOURNAMENTS

THE ATP AND
WTA TOUR











THE CHALLENGER AND ITF
TOURS

THE PADEL
TOUR

THE COUNTRIES HOSTING TENNIS TOURNAMENTS



RANKINGS BY COUNTRY: NUMBER OF PROFESSIONAL TENNIS TOURNAMENTS ORGANISED

#	COUNTRY	MAIN EVENTS¹	ATP 250/500	WTA 125/250/500	CHALLENGER	ITF MEN	ITF WOMEN	TOTAL
1	 USA	4	7	8	23	36	46	124
2	 TUNISIA	0	0	1	1	59	57	118
3	 SPAIN	4	1	3	14	43	39	104
4	 FRANCE	3	4	7	18	28	27	87
5	 ITALY	3	0	4	19	31	29	86
6	 TURKEY	0	0	1	0	30	31	62
7	 CHINA	4	4	5	9	17	21	60
8	 SERBIA	0	1	0	0	24	24	49
9	 EGYPT	0	0	0	0	24	24	48
10	 PORTUGAL	0	1	1	9	16	20	47

1. MAIN TENNIS EVENTS INTENDED AS THE NITTO ATP FINALS, WTA FINALS, THE SLAMS, ATP 1000, WTA 1000, THE UNITED CUP, THE GROUP STAGE AND FINALS OF THE DAVIS CUP AND THE BJKC, THE LAVER CUP AND THE OLYMPICS.

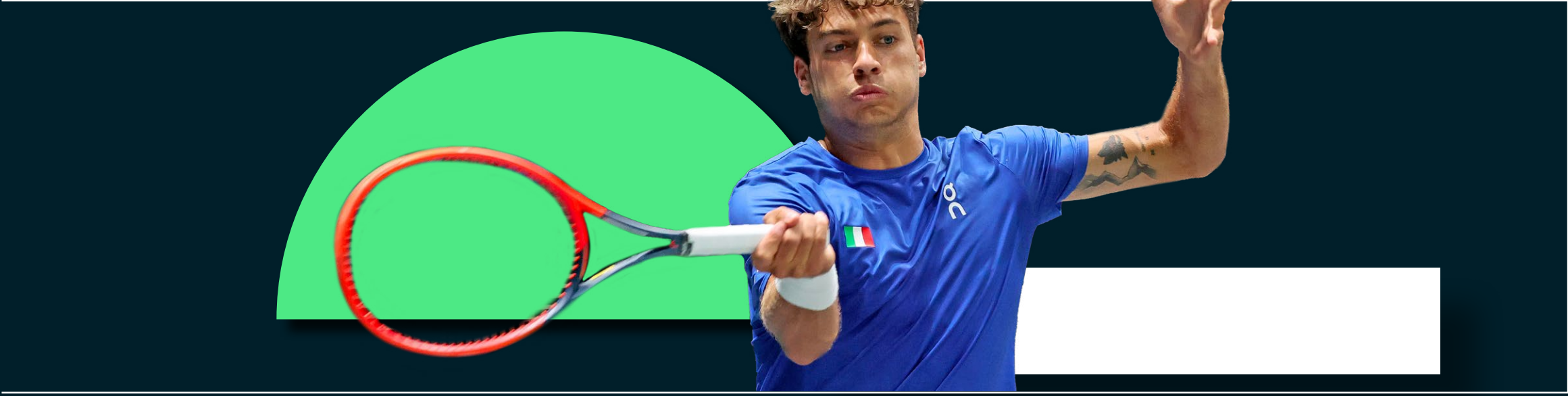
#	COUNTRY	MAIN EVENTS¹	ATP 250/500	WTA 125/250/500	CHALLENGER	ITF MEN	ITF WOMEN	TOTAL
11	GERMANY	1	4	4	8	14	15	46
12	JAPAN	0	1	2	4	12	21	40
13	ROMANIA	0	1	3	3	18	14	39
14	AUSTRALIA	2	1	4	5	11	15	38
15	UNITED KINGDOM	2	1	3	5	12	15	38
16	ARGENTINA	0	2	1	6	10	14	33
17	BRAZIL	0	1	1	8	10	13	33
18	MEXICO	0	2	7	6	10	7	32
19	THAILAND	0	0	2	4	9	12	27
20	INDIA	0	0	1	4	9	11	25
21	CROATIA	0	1	1	3	10	9	24
22	SLOVENIA	0	0	1	0	9	11	21
23	GREECE	0	0	0	0	10	10	20
24	POLAND	0	0	1	2	10	6	19
25	AUSTRIA	0	2	1	4	6	5	18
26	DOMINICAN REPUBLIC	0	0	0	1	6	10	17
27	CANADA	1	0	0	4	3	8	16
28	KAZAKHSTAN	0	1	0	1	7	7	16
29	SWITZERLAND	0	3	1	2	4	5	15

#	COUNTRY	MAIN EVENTS¹	ATP 250/500	WTA 125/250/500	CHALLENGER	ITF MEN	ITF WOMEN	TOTAL
30	NETHERLANDS	0	2	1	1	5	5	14
31	SLOVAKIA	0	0	0	2	5	8	15
32	SWEDEN	0	2	1	0	5	5	13
33	SOUTH KOREA	0	0	1	3	3	6	13
34	SOUTH AFRICA	0	0	0	0	5	7	12
35	COLOMBIA	0	0	3	3	2	3	11
36	CZECH REP.	0	0	1	4	1	5	11
37	CHILE	0	1	1	4	4	0	10
38	BELGIUM	0	1	0	1	5	3	10
39	HUNGARY	0	0	1	1	7	1	10
40	MOROCCO	0	1	1	0	3	3	8
41	GEORGIA	0	0	0	1	2	4	7
42	INDONESIA	0	0	0	0	7	0	7
43	QATAR	1	1	0	0	4	0	6
44	NEW ZEALAND	0	1	1	0	2	2	6
45	PERU	0	0	0	2	2	2	6
46	TAIPEI	0	0	0	2	2	2	6
47	URUGUAY	0	0	0	2	4	0	6
48	PARAGUAY	0	0	0	1	3	2	6

1. MAIN TENNIS EVENTS INTENDED AS THE NITTO ATP FINALS, WTA FINALS, THE SLAMS, ATP 1000, WTA 1000, THE UNITED CUP, THE GROUP STAGE AND FINALS OF THE DAVIS CUP AND THE BJKC, THE LAVER CUP AND THE OLYMPICS.

#	COUNTRY	MAIN EVENTS¹	ATP 250/500	WTA 125/250/500	CHALLENGER	ITF MEN	ITF WOMEN	TOTAL
49	BOSNIA AND HERZEGOVINA	0	0	0	0	5	1	6
50	IRAN	0	0	0	0	6	0	6
51	BULGARIA	0	0	0	2	1	2	5
52	FINLAND	0	0	0	2	1	2	5
53	UNITED ARAB EMIRATES	1	1	1	0	0	1	4
54	RWANDA	0	0	0	2	2	0	4
55	ARMENIA	0	0	0	0	2	2	4
56	CYPRUS	0	0	0	0	2	2	4
57	LUXEMBOURG	0	0	0	0	2	2	4
58	BOLIVIA	0	0	1	2	0	0	3
59	REP. OF CONGO	0	0	0	1	2	0	3
60	JAMAICA	0	0	0	0	3	0	3
61	ANGOLA	0	0	0	0	2	0	2
62	BURUNDI	0	0	0	0	0	2	2
63	DENMARK	0	0	0	0	1	1	2
64	ETHIOPIA	0	0	0	0	2	0	2
65	GUATEMALA	0	0	0	0	2	0	2
66	IRELAND	0	0	0	0	1	1	2
67	MALAYSIA	0	0	0	0	0	2	2

#	COUNTRY	MAIN EVENTS¹	ATP 250/500	WTA 125/250/500	CHALLENGER	ITF MEN	ITF WOMEN	TOTAL
68	SINGAPORE	0	0	0	0	1	1	2
69	UGANDA	0	0	0	0	2	0	2
70	UZBEKISTAN	0	0	0	0	2	0	2
71	SAUDI ARABIA	1	0	0	0	0	0	1
72	MONACO	1	0	0	0	0	0	1
73	BAHRAIN	0	0	0	1	0	0	1
74	NORTH MACEDONIA	0	0	0	1	0	0	1
75	ECUADOR	0	0	0	1	0	0	1
76	SAN MARINO	0	0	0	1	0	0	1
77	NEW CALEDONIA	0	0	0	1	0	0	1
78	GUAM	0	0	0	0	1	0	1
79	KENYA	0	0	0	0	0	1	1
80	MOZAMBIQUE	0	0	0	0	1	0	1



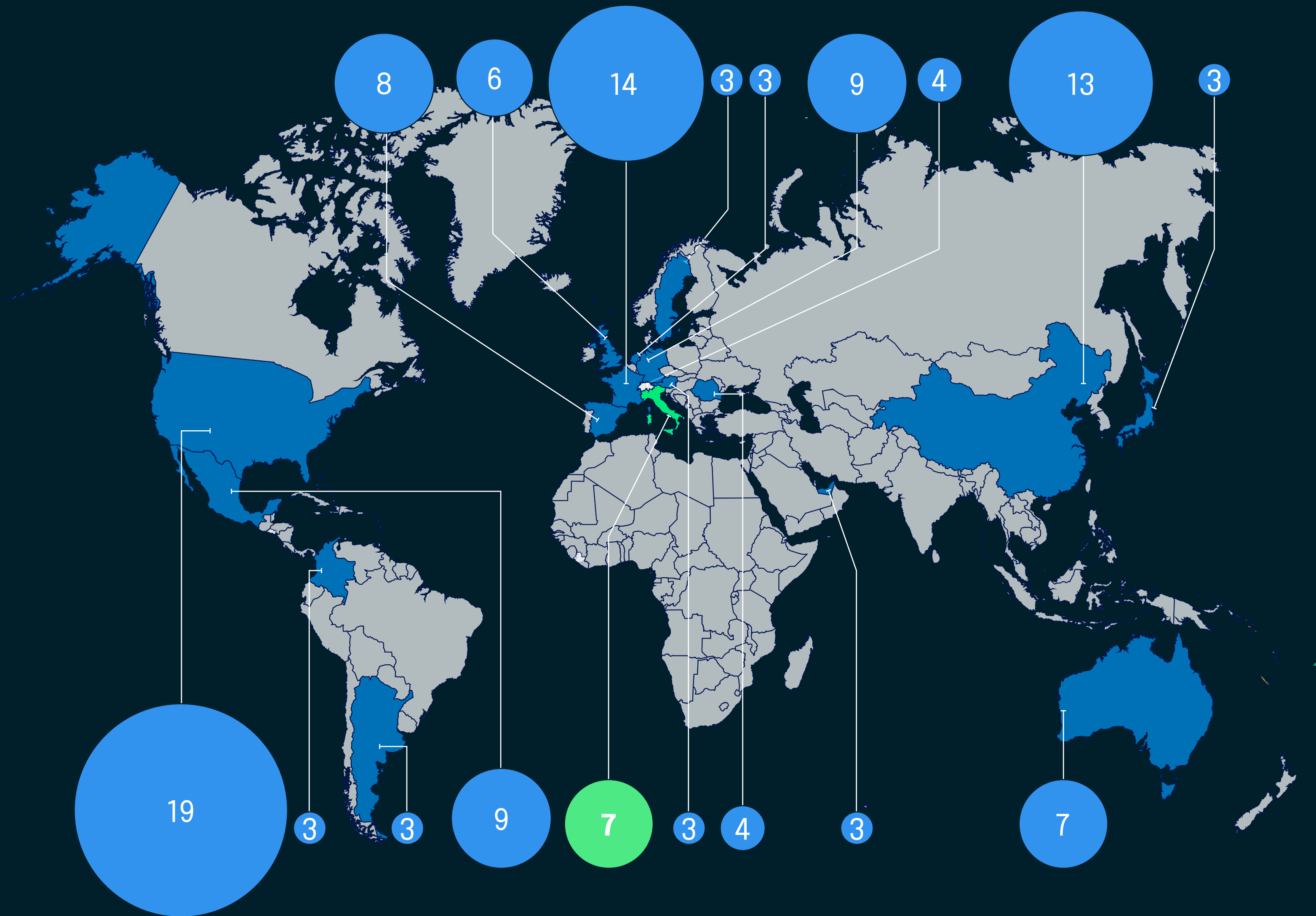
1. MAIN TENNIS EVENTS INTENDED AS THE NITTO ATP FINALS, WTA FINALS, THE SLAMS, ATP 1000, WTA 1000, THE UNITED CUP, THE GROUP STAGE AND FINALS OF THE DAVIS CUP AND THE BJKC, THE LAVER CUP AND THE OLYMPICS.



THE ATP
AND WTA
TOUR

COUNTRY RANKINGS IN TERMS OF THE NUMBER OF MAJOR TENNIS EVENTS HOSTED

COUNTRY	MAIN EVENTS¹	ATP 250/500	WTA 125/250/500	TOTAL
USA	4	7	8	19
France	3	4	7	14
China	4	4	5	13
Germany	1	4	4	9
Mexico	0	2	7	9
Spain	4	1	3	8
Italy	3	0	4	7
Australia	2	1	4	7
United Kingdom	2	1	3	6
Romania	0	1	3	4
Switzerland	0	3	1	4
Japan	0	1	2	3
Argentina	0	2	1	3
Austria	0	2	1	3
Netherlands	0	2	1	3
Sweden	0	2	1	3
Colombia	0	0	3	3
United Arab Emirates	1	1	1	3



1. MAIN TENNIS EVENTS INTENDED AS THE NITTO ATP FINALS, WTA FINALS, THE SLAMS, ATP 1000, WTA 1000, THE UNITED CUP, THE GROUP STAGE AND FINALS OF THE DAVIS CUP AND THE BJKC, THE LAVER CUP AND THE OLYMPICS.

JANUARY

FEBRUARY

TENNIS TOURNAMENTS: THE ATP TOUR

DATE	EVENT	CITY	SURFACE	CATEGORY	PRIZE MONEY	WINNER	RUNNER-UP	DOUBLES WINNERS	DOUBLES RUNNERS-UP
1-7	BANK OF CHINA HONG KONG TENNIS OPEN	HONG KONG, CHINA	HARD	ATP 250	\$661,585	A. RUBLEV	E. RUUSUVUORI	M. AREVALO/M. PAVIC	S. GILLE/J. VLIEGEN
8-13	ADELAIDE INTERNATIONAL	ADELAIDE, AUSTRALIA	HARD	ATP 250	\$661,585	J. LEHECKA	J. DRAPER	R. RAM/J. SALISBURY	R. BOPANNA/M. EBDEN
8-13	ASB CLASSIC	AUCKLAND, NEW ZEALAND	HARD	ATP 250	\$661,585	A. TABILO	T. DANIEL	W. KOOLHOF/N. MEKTIC	M. GRANOLLERS/H. ZEBALLOS
14-28	AUSTRALIAN OPEN	MELBOURNE, AUSTRALIA	HARD	SLAM	A\$38,923,200	J. SINNER	D. MEDVEDEV	R. BOPANNA/M. EBDEN	S. BOLELLI/A. VAVASSORI
29 - 4/2	OPEN OCCITANIE	MONTPELLIER, FRANCE	HARD	ATP 250	€ 579,320	A. BUBLIK	B. CORIC	S. DOUMBIA/F. REBOUL	A. OLIVETTI/S. WEISSBORN
5-11	DALLAS OPEN	DALLAS, USA	HARD	ATP 250	\$756,020	T. PAUL	M. GIRON	M. PURCELL/J. THOMPSON	W. BLUMBERG/R. HIJIKATA
5-11	OPEN 13 PROVENCE	MARSEILLE, FRANCE	HARD	ATP 250	€ 724,015	U. HUMBERT	G. DIMITROV	T. MACHAC/Z. ZHANG	P. NIKLAS-SALMINEN/E. RUUSUVUORI
5-11	CORDOBA OPEN	CORDOBA, ARGENTINA	CLAY	ATP 250	\$562,345	L. DARDERI	F. BAGNIS	M. GONZALEZ/A. MOLTENI	S. DOUMBIA/F. REBOUL
12-18	ABN AMRO OPEN	ROTTERDAM, NETHERLANDS	HARD	ATP 500	€2,134,985	A. HEWETT	J. GERARD	W. KOOLHOF/N. MEKTIC	R. HAASE/B. VAN DE ZANDSCHULP
12-18	DELRAY BEACH OPEN	DELRAY BEACH, USA	HARD	ATP 250	\$661,585	T. FRITZ	T. PAUL	J. CASH/R. GALLOWAY	S. GONZALEZ/N. SKUPSKI
12-18	IEB+ ARGENTINA OPEN	BUENOS AIRES, ARGENTINA	CLAY	ATP 250	\$642,615	F. D. ACOSTA	N. JARRY	S. BOLELLI/A. VAVASSORI	M. GRANOLLERS/H. ZEBALLOS
19-25	RIO OPEN PRESENTED BY CLARO	RIO DE JANEIRO, BRAZIL	CLAY	ATP 500	\$2,100,230	S. BAEZ	M. NAVONE	N. BARRIENTOS/R. MATOS	A. ERLER/L. MIEDLER
19-25	QATAR EXXONMOBIL OPEN	DOHA, QATAR	HARD	ATP 250	\$1,395,875	K. KHACHANOV	J. MENSİK	J. MURRAY/M. VENUS	L. MUSETTI/L. SONEGO

DATE	EVENT	CITY	SURFACE	CATEGORY	PRIZE MONEY	WINNER	RUNNER-UP	DOUBLES WINNERS	DOUBLES RUNNERS-UP
19-25	MIFEL TENNIS OPEN BY TELCEL OPPO	LOS CABOS, MEXICO	HARD	ATP 250	\$915,245	J. THOMPSON	C. RUUD	M. PURCELL/J. THOMPSON	G. ESCOBAR/A. NEDOVYESOV
26/2 - 2/3	DUBAI DUTY FREE TENNIS CHAMPIONSHIPS	DUBAI, UNITED ARAB EMIRATES	HARD	ATP 500	\$2,941,785	U. HUMBERT	A. BUBLIK	T. GRIEKSPoor/J.L. STRUFF	I. DODIG/A. KRAJICEK
26/2 - 2/3	ABIERTO MEXICANO TELCEL PRESENTADO POR HSBC	ACAPULCO, MEXICO	HARD	ATP 500	\$2,206,080	A. DE MINAUR	C. RUUD	H. NYS/J. ZIELINSKI	S. GONZALEZ/N. SKUPSKI
26/2 - 3/3	MOVISTAR CHILE OPEN	SANTIAGO, CHILE	CLAY	ATP 250	\$661,585	S. BAEZ	A.TABILO	T. B. VERA/A. TABILO	O. LUZ/M. SOTO
6-17	BNP PARIBAS OPEN	INDIAN WELLS, USA	HARD	MASTERS 1000	\$9,495,555	C. ALCARAZ	D. MEDVEDEV	W. KOOLHOF/N. MEKTIC	M. GRANOLLERS/H. ZEBALLOS
20-31	MIAMI OPEN PRESENTED BY ITAU	MIAMI, USA	HARD	MASTERS 1000	\$8,995,555	J. SINNER	G. DIMITROV	R. BOPANNA/M. EBDEN	I. DODIG/A. KRAJICEK
1-7	FYEZ SEROFIM & CO. U.S. MEN'S CLAY COURT CHAMPIONSHIP	HOUSTON, USA	CLAY	ATP 250	\$661,585	B. SHELTON	F. TIAFOE	M. PURCELL/J. THOMPSON	W. BLUMBERG/J. PEERS
1-7	GRAND PRIX HASSAN II	MARRAKESH, MOROCCO	CLAY	ATP 250	€ 579,320	M. BERRETTINI	R. CARBALLES BAENA	H. HELIOVAARA/H. PATTEN	A. ERLER/L. MIEDLER
1-7	MILLENNIUM ESTORIL OPEN	ESTORIL, PORTUGAL	CLAY	ATP 250	€ 579,320	H. HURKACZ	P. MARTINEZ	G. ESCOBAR/A. NEDOVYESOV	S. DOUMBIA/F. REBOUL
7-14	ROLEX MONTE-CARLO MASTERS	MONTE CARLO, MONACO	CLAY	MASTERS 1000	€5,950,575	S. TSITSIPAS	C. RUUD	S. GILLE/J. VLIEGEN	M. MELO/A. ZVEREV
15-21	BARCELONA OPEN BANC SABADELL	BARCELONA, SPAIN	CLAY	ATP 500	€2,782,960	C. RUUD	S. TSITSIPAS	M. GONZALEZ/A. MOLTENI	H. NYS/J. ZIELINSKI
15-21	BMW OPEN	MUNICH, GERMANY	CLAY	ATP 250	€ 579,320	J.-L. STRUFF	T. FRITZ	Y. BHAMBRI/A. OLIVETTI	A. MIES /J.-L. STRUFF
15-21	TIRIAC OPEN	BUCHAREST, ROMANIA	CLAY	ATP 250	€ 579,320	M. FUCSOVICS	M. NAVONE	S. DOUMBIA/F. REBOUL	H. HELIOVAARA/H. PATTEN
24/4- 5/5	MUTUA MADRID OPEN	MADRID, SPAIN	CLAY	MASTERS 1000	€7,877,020	A. RUBLEV	F. AUGER-ALIASSIME	S. KORDA/J. THOMPSON	A. BEHAR/A. PAVLASEK

MAY

JUNE

JULY

DATE	EVENT	CITY	SUPERFACE	CATEGORY	PRIZE MONEY	WINNER	RUNNER-UP	DOUBLES WINNERS	DOUBLES RUNNERS-UP
8-19	(ROME OPEN) INTERNAZIONALI BNL D'ITALY	ROME, ITALY	CLAY	MASTERS 1000	€7,877,020	A. ZVEREV	N. JARRY	M. GRANOLLERS/H. ZEBALLOS	M. AREVALO/M. PAVIC
19-25	GONET GENEVA OPEN	GENEVA, SWITZERLAND	CLAY	ATP 250	€ 579,320	C. RUUD	T. MACHAC	M. AREVALO/M. PAVIC	L. GLASSPOOL/J. J. ROJER
19-25	OPEN PARC	LYON, FRANCE	CLAY	ATP 250	€ 579,320	G. M. PERRICARD	T. M. ETCHEVERRY	H. HELIOVAARA/H. PATTEN	Y. BHAMBRI/ A. OLIVETTI
26/5 - 9/6	ROLAND GARROS	PARIS, FRANCE	CLAY	SLAM	€24,961,000	C. ALCARAZ	A. ZVEREV	M. AREVALO/M. PAVIC	S. BOLELLI/A. VAVASSORI
10-16	BOSS OPEN	STUTTGART, GERMANY	GRASS	ATP 250	€ 734,915	J. DRAPER	M. BERRETTINI	R. MATOS/M. MELO	J. CASH/R. GALLOWAY
10-16	LIBEMA OPEN	S-HERTOGENBOSCH, NETHERLANDS	GRASS	ATP 250	€ 690,135	A. DE MINAUR	S. KORDA	N. LAMMONS/J. WITHROW	W. KOOLHOF/N. MEKTIC
17-23	CINCH CHAMPIONSHIPS	LONDON, UNITED KINGDOM	GRASS	ATP 500	€2,255,655	T. PAUL	L. MUSETTI	N. SKUPSKI/M. VENUS	T. FRITZ/K. KHACHANOV
17-23	TERRA WORTMANN OPEN	HALLE, GERMANY	GRASS	ATP 500	€2,255,655	J. SINNER	H. HURKACZ	S. BOLELLI/A. VAVASSORI	K. KRAWIETZ/T. PUETZ
1-14	WIMBLEDON	LONDON, UNITED KINGDOM	GRASS	SLAM	£20,747,000	C. ALCARAZ	N. DJOKOVIC	H. HELIOVAARA/H. PATTEN	M PURCELL/J. THOMPSON
15-21	HAMBURG OPEN	HAMBURG, GERMANY	CLAY	ATP 500	€1,891,995	A. FILS	A. ZVEREV	K. KRAWIETZ/T. PUETZ	F. REBOUL/E. ROGER-VASSELIN
15-21	INFOSYS HALL OF FAME	NEWPORT, USA	HARD	ATP 250	\$661,585	M. GIRON	A. MICHELSEN	A. GORANSSON/S. VERBEEK	R. CASH/JJ TRACY
15-21	EFG SWISS OPEN GSTAAD	GSTAAD, SWITZERLAND	CLAY	ATP 250	€ 579,320	M. BERRETTINI	Q. HALYS	Y. BHAMBRI/A. OLIVETTI	U. HUMBERT/F. MARTIN
15-21	NORDEA OPEN	BASTAD, SWEDEN	CLAY	ATP 250	€ 579,320	N. BORGES	R. NADAL	O. LUZ/R. MATOS	M. GUINARD/G. JACQ
21-27	PLAVA LAGUNA CROATIA OPEN UMAG	UMAG, CROATIA	CLAY	ATP 250	€ 579,320	F. CERUNDOLO	L. MUSETTI	G. ANDREOZZI/M. REYES-VARELA	M. GUINARD/G. JACQ
22-28	ATLANTA OPEN	ATLANTA, USA	HARD	ATP 250	\$756,020	Y. NISHIOKA	J. THOMPSON	N. LAMMONS/J. WITHROW	A. GORANSSON/S. VERBEEK

NOVEMBER
DECEMBER

DATE	EVENT	CITY	SUPERFACE	CATEGORY	PRIZE MONEY	WINNER	RUNNER-UP	DOUBLES WINNERS	DOUBLES RUNNERS-UP
21-27	ERSTE BANK OPEN	VIENNA, AUSTRIA	HARD	ATP 500	€2,470,310	J. DRAPER	K. KHACHANOV	A. ERLER/L. MIEDLER	N. SKUPSKI/M. VENUS
21-27	SWISS INDOOR BASEL	BASEL, SWITZERLAND	HARD	ATP 500	€2,385,100	G. M. PERRICARD	B. SHELTON	J. MURRAY/J. PEERS	W. KOOLHOF/N. MEKTIC
28/10-3/11	ROLEX PARIS MASTERS	PARIS, FRANCE	HARD	MASTERS 1000	€5,950,575	A. ZVEREV	U. HUMBERT	W. KOOLHOF/N. MEKTIC	L. GLASSPOOL/A. PAVLASEK
3-9	BELGRADE OPEN	BELGRADE, SERBIA	HARD	ATP 250	€ 750,000	D. SHAPOVALOV	H. MEDJEDOVIC	J. MURRAY/J. PEERS	I. DODIG/S. MANSOURI
3-9	MOSELLE OPEN	METZ, FRANCE	HARD	ATP 250	€ 579,320	B. BONZI	C. NORRIE	S. ARENDS/L. JOHNSON	P. HUGUES HERBERT/A. OLIVETTI
10-17	NITTO ATP FINALS	TURIN, ITALY	HARD	FINALS	\$15,250,000	J. SINNER	T. FRITZ	K. KRAWIETZ/T. PUETZ	M. AREVALO/M. PAVIC
18-22	NEXT GEN ATP FINALS PRESENTED BY PIF	JEDDAH, SAUDI ARABIA	HARD	FINALS	\$2,050,000	J. FONSECA	L.TIEN	-	-

15

ATP titles won
by Italians in
2024

24

Finals
contested by
Italians in 2024



JANUARY

FEBRUARY

TENNIS TOURNAMENTS: THE WTA TOUR

DATE	EVENT	CITY	SUPERFACE	CATEGORY	PRIZE MONEY	WINNER	RUNNER-UP	DOUBLES WINNERS	DOUBLES RUNNERS-UP
31/12 – 7/1	BRISBANE INTERNATIONAL PRESENTED BY EVIE	BRISBANE, AUSTRALIA	HARD	WTA 500	\$ 1,736,763	A. SABALENKA	V. AZARENKA	L. KICHENOK/J. OSTAPENKO	G. MINNEN/H. WATSON
1–7	ASB CLASSIC	AUCKLAND, NEW ZEALAND	HARD	WTA 250	\$ 267,082	C. GAUFF	E. SVITOLINA	A. DANILINA/V. HRUNCAKOVA	M. BOUZKOVA/M. SANDS
1–6	WORKDAY CANBERRA INTERNATIONAL	CANBERRA, AUSTRALIA	HARD	WTA 125	\$ 164,000	N. PARRIZAS DIAZ	H. DART	V. ERJAVEC/D. SEMENISTAJA	K. MCPHEE/A. SHARMA
8–13	HOBART INTERNATIONAL	HOBART, AUSTRALIA	HARD	WTA 250	\$ 267,082	E. NAVARRO	E. MERTENS	H. CHAN/G. OLMOS	H. GUO/X. JIANG
8–13	ADELAIDE INTERNATIONAL	ADELAIDE, AUSTRALIA	HARD	WTA 500	\$ 922,573	J. OSTAPENKO	D. KASATKINA	B. HADDAD MAIA/T. TOWNSEND	C. GARCIA/K. MLADENOVIC
14–28	AUSTRALIAN OPEN	MELBOURNE, AUSTRALIA	HARD	SLAM	A\$38,923,200	A. SABALENKA	Q. ZHENG	S. HSIEH/E. MERTENS	L. KICHENOK/J. OSTAPENKO
29/1 – 4/2	UPPER AUSTRIA LADDIES LINZ	LINZ, AUSTRIA	HARD	WTA 500	€ 802,237	J. OSTAPENKO	E. ALEXANDROVA	S. ERRANI/J. PAOLINI	N. MELICHAR–MARTINEZ/E. PEREZ
29/1– 4/2	THAILAND OPEN	HUA HIN, THAILAND	HARD	WTA 250	\$ 267,082	D. SHNAIDER	L. ZHU	M. KATO/A. SUTJIADI	H. GUO/X. JIANG
5–11	L&T MUMBAI OPEN	MUMBAI, INDIA	HARD	WTA 125	\$ 115,000	D. SEMENISTAJA	S. HUNTER	D. JAKUPOVIC/S. SANTAMARIA	A. HARTONO/P. THOMBARE
5–11	TRANSYLVANIA OPEN	CLUJ-NAPOCA, ROMANIA	HARD	WTA 250	\$ 267,082	K. PLISKOVA	A. BOGDAN	C. MCNALLY/A. MUHAMMAD	H. DART/T. MIHALINKOVA
5–11	MUBADALA ABU DHABI OPEN	ABU DHABI, UNITED ARAB EMIRATES	HARD	WTA 500	\$ 922,573	E. RYBAKINA	D. KASATKINA	S. KENIN/MATTEK-SANDS	L. NOSKOVA/H. WATSON
11–17	QATAR TOTALENERGIES OPEN	DOHA, QATAR	HARD	WTA 1000	\$3,211,715	I. SWIATEK	E. RYBAKINA	D. SCHUURS/L. STEFANI	C. DOLEHIDE/D. KRAWCZYK
18–24	DUBAI DUTY FREE TENNIS CHAMPIONSHIPS	DUBAI, UNITED ARAB EMIRATES	HARD	WTA 1000	\$ 3,211,715	J. PAOLINI	A. KALINSKAYA	S. HUNTER/K. SINIAKOVA	N. MELICHAR–MARTINEZ/E. PEREZ

MARCH

APRIL

DATE	EVENT	CITY	SUPERFACE	CATEGORY	PRIZE MONEY	WINNER	RUNNER-UP	DOUBLES WINNERS	DOUBLES RUNNERS-UP
19-25	PUERTO VALLARTA OPEN	PUERTO VALLARTA, MEXICO	HARD	WTA 125	\$ 115,000	M. KESSLER	T. PRESTON	I. SHYMANOVICH/R. ZARAZURA	A. MORATELLI/ C. ROSATELLO
26/2 - 3/3	CYMBIOTIKA SAN DIEGO OPEN	SAN DIEGO, USA	HARD	WTA 500	\$ 922,573	K. BOULTER	M. KOSTYUK	N. MELICHAR-MARTINEZ/E. PEREZ	D. KRAWCZYK/J. PEGULA
26/2 - 3/3	ATX OPEN	AUSTIN, USA	HARD	WTA 250	\$ 267,082	Y. YUAN	X. WANG	O. GADECKI/O. NICHOLLS	K. KAWA/B. SCHOOFS
6- 17	BNP PARIBAS OPEN	INDIAN WELLS, USA	HARD	WTA 1000	\$ 9,258,080	I. SWIATEK	M. SAKKARI	S. HSIEH/E. MERTENS	S. HUNTER/K. SINIAKOVA
11-16	FIFTH THIRD CHARLESTON 125	CHARLESTON, USA	HARD	WTA 125	\$ 115,000	E. COCCIARETTO	D. SHNAIDER	O. GADECKI/O. NICHOLLS	S. ERRANI/ T. MIHALIKOVA
19-31	MIAMI OPEN PRESENTED BY ITAU	MIAMI, USA	HARD	WTA 1000	\$ 8,770,480	D. COLLINS	E. RYBAKINA	S. KENIN/MATTEK-SANDS	G. DABROWSKI/E. ROUTLIFFE
25-31	SAN LUIS OPEN	SAN LUIS POTOSI, MEXICO	CLAY	WTA 125	\$ 115,000	N. PODOROSKA	F. JONES	A. BONDAR/T. ZIDANSEK	L. PIGOSSI/K. PITER
26-31	MEGASARAY HOTELS OPEN	ANTALYA, TURKEY	CLAY	WTA 125	\$ 115,000	J. BOUZAS MANIERO	I. BEGU	A. MORATELLI/ C. ROSATELLO	T. BABOS/V. ZVONAREVA
1-7	CREDIT ONE CHARLESTON OPEN	CHARLESTON, USA	CLAY	WTA 500	\$ 922,573	D. COLLINS	D. KASATKINA	A. KRUEGER/S. STEPHENS	L. KICHENOK/ N. KICHENOK
1-7	COPA CALSANITAS ZURICH	BOGOTA, COLOMBIA	CLAY	WTA 250	\$ 267,082	C. OSORIO	M. BOUZKOVA	C. BUCSA/K. RAKHIMOVA	A. BONDAR/ I. KHROMECHIVA
1-7	OPEN INTERNACIONAL FEMENI SOLGIRONES	LA BISBAL DE EMPORDA, SPAIN	CLAY	WTA 125	\$ 115,000	M. CARLE	R. MASAROVA	M. KOLODZIEJOVA/A. SISKOVA	T. BABOS/D. GALFI
15-21	PORSCHE TENNIS GRAND PRIX	STUTTGART, GERMANY	CLAY	WTA 500	\$ 802,237	E. RYBAKINA	M. KOSTYUK	H. CHAN/V. KUDERMETOVA	U. EIKERI/I. NEEL
15-21	OEIRAS LADIES OPEN	OEIRAS, PORTUGAL	CLAY	WTA 125	€ 142,608	S. LAMENS	C. TAUSON	F. JORGE/M. JORGE	H. DART/K. MLADENOVIC
15-21	OPEN CAPFINANCES ROUEN METROPOLE	ROUEN, FRANCE	CLAY	WTA 250	€ 232,244	S. STEPHENS	M. LINETTE	T. BABOS/I. KHROMECHIVA	N. BAINS/M. LUMSDEN
23/4 - 5/5	MUTUA MADRID OPEN	MADRID, SPAIN	CLAY	WTA 1000	€ 7,679,965	I. SWIATEK	A. SABALENKA	C. BUCSA/S. SORRIBES TORMO	B. KREJCIKOVA/L. SIEGEMUND

MAY

DATE	EVENT	CITY	SUPERFACE	CATEGORY	PRIZE MONEY	WINNER	RUNNER-UP	DOUBLES WINNERS	DOUBLES RUNNERS-UP
29/4-5/5	L'OPEN 35 DE SAINT MALO	SAINT MALO, FRANCE	CLAY	WTA 125	€ 100,000	L. BOISSON	C. PAQUET	A. ANSHBA/A. DETIUC	E. CASCINO/C. MONNET
30/4-5/5	CATALONIA OPEN	LLEIDA, SPAIN	CLAY	WTA 125	€ 100,000	K. SINIAKOVA	M. SHERIF	N. MELICHAR-MARTINEZ/E. PEREZ	K. PITER/M. SHERIF
7-19	INTERNAZIONALI BNL D'ITALIA	ROME, ITALY	CLAY	WTA 1000	€ 4,791,105	I. SWIATEK	A. SABALENKA	S. ERRANI/J. PAOLINI	C. GAUFF/E. ROUTLIFFE
13-19	PARMA LADIES OPEN PRESENTED BY IREN	PARMA, ITALY	CLAY	WTA 125	€ 100,000	A. SCHMIEDLOVA	M. SHERIF	A. DANILINA/V. HRUNCAKOVA	I. GAMARRA MARTINS/E. LECHEMIA
13-19	TROPHÉE CLARINS	PARIS, FRANCE	CLAY	WTA 125	€ 100,000	D. SHNAIDER	E. NAVARRO	A. MUHAMMAD/A. SUTJIADI	M. NICULESCU/I. ZHU
19-25	INTERNATIONAUX DE STRASBOURG	STRASBOURG, FRANCE	CLAY	WTA 500	€ 802,237	M. KEYS	D. COLLINS	C. BUCSA/M. NICULESCU	A. MUHAMMAD/A. SUTJIADI
19-25	GRAND PRIX DE SON ALTESSE ROYALE LA PRICESSE LALLA MERYEM	RABAT, MOROCCO	CLAY	WTA 500	\$ 267,082	P. STEARNS	M. SHERIF	I. KHROMECHIVA/Y. SIZIKOVA	A. DANILINA/Y. XU
26/5-9/6	ROLAND GARROS	PARIS, FRANCE	CLAY	SLAM	€24,961,000	I. SWIATEK	J. PAOLINI	C. GAUFF/K. SINIAKOVA	S. ERRANI/J. PAOLINI
3-9	OPEN DELLE PUGLIE	BARI, ITALY	CLAY	WTA 125	€ 100,000	A. TODONI	P. UDVARDY	A. DANILINA/V. HRUNCAKOVA	A. MORATELLI/R. ZARAZUA
4-9	MAKARSKA OPEN	MAKARSKA, CROATIA	CLAY	WTA 125	\$ 115,000	K. VOLYNETS	M. SHERIF	S. SANTAMARIA/I. SHYMANOVICH	N. HIBINO/O. KALASHNIKOVA
10-16	LIBEMA OPEN	S-HERTOGENBOSCH, NETHERLANDS	GRASS	WTA 250	€ 232,244	L. SAMSONOVA	B. ANDREESCU	I. NEEL/B. SCHOOFS	T. MIHALIKOVA/O. NICHOLLS
10-16	ROTHESAY OPEN	NOTTINGHAM, UNITED KINGDOM	GRASS	WTA 250	\$ 267,082	K. BOULTER	K. PLISKOVA	G. DABROWSKI/E. ROUTLIFFE	H. DART/D. PARRY
10-16	BBVA OPEN INTERNACIONAL DE VALENCIA	VALENCIA, SPAIN	CLAY	WTA 125	€ 100,000	A. LI	V. TOMOVA	K. PITER/F. STOLLAR	A. MORATELLI/R. ZARAZUA
17-23	ROTHESAY CLASSIC	BIRMINGHAM, UNITED KINGDOM	GRASS	WTA 250	\$ 267,082	Y. PUTINTSEVA	A.TOMLJANOVIC	S. HSIEH/E. MERTENS	M. KATO/S. ZHANG
17-23	ECOTRANS LADIES OPEN	BERLIN, GERMANY	GRASS	WTA 500	€ 802,237	J. PEGULA	A. KALINSKAYA	X. WANG/S. ZHENG	H. CHAN/V. KUDERMETOVA

JUNE

DATE	EVENT	CITY	SUPERFACE	CATEGORY	PRIZE MONEY	WINNER	RUNNER-UP	DOUBLES WINNERS	DOUBLES RUNNERS-UP
17-23	VENETO OPEN PROMOTED BY REGIONE DEL VENETO	GAIBA, ITALY	GRASS	WTA 125	€ 100,000	A. PARKS	B. PERA	H. BAPTISTE/A. PARKS	M. KOLODZIEJOVA/A. SISOVA
23-29	BAD HOMBURG OPEN POWERED BY SOLARWATT	BAD HOMBURG, GERMANY	GRASS	WTA 500	€ 802,237	D. SHNAIDER	D. VEKIC	N. MELICHAR-MARTINEZ/E. PEREZ	H. CHAN/V. KUDERMETOVA
24-29	ROTHESAY INTERNATIONAL	EASTBOURNE, UNITED KINGDOM	GRASS	WTA 250	\$ 922,573	D. KASATKINA	L. FERNANDEZ	L. KICHENOK/J. OSTAPENKO	G. DABROWSKI/E. ROUTLIFFE
1-14	WIMBLEDON	LONDON, UNITED KINGDOM	GRASS	SLAM	£20,747,000	B. KREJCIKOVA	J. PAOLINI	K. SINIAKOVA/T. TOWNSEND	G. DABROWSKI/E. ROUTLIFFE
8-13	NORDEA OPEN	BASTAD, SWEDEN	CLAY	WTA 125	\$ 115,000	M. TREVISAN	A. LI	P. PLIPUECH/C. TSAO	M. CARLE/J. RIERA
8-14	GRAND EST OPEN 88	CONTREXEVILLE, FRANCE	CLAY	WTA 125	€ 115,000	L. BRONZETTI	M. SHERIF	O. KALASHNIKOVA/I. SHYMANOVICH	F. WU/S. ZHANG
15-21	35° PALERMO LADIES OPEN	PALERMO, ITALY	CLAY	WTA 250	€ 232,244	Q. ZHENG	K. MUCHOVA	A. PANOVA/Y. SIZIKOVA	Y.CAVALLE-REIMERS/A. ZANTEDESCHI
15-21	HUNGARINA GRAND PRIX	BUDAPEST, HUNGARY	CLAY	WTA 250	€ 232,244	D. SHNAIDER	A. SASNOVICH	K. PITER/F. STOLLAR	A. DANILINA/I. KHROMECHIEVA
21-26	LIVESPORT PRAGUE OPEN	PRAGUE, CZECH REPUBLIC	CLAY	WTA 250	\$ 267,082	M. LINETTE	M. FRECH	B. KREJCIKOVA/K. SINIAKOVA	B. MATTEK-SANDS/L. SAFAROVA
21-26	UNICREDIT IASI OPEN	IASI, ROMANIA	CLAY	WTA 250	€ 232,244	M. ANDREEVA	E. AVANESYAN	A. DANILINA/V. HRUNCAKOVA	A. PANOVA/Y. SIZIKOVA
22-27	POLISH OPEN	WARSAW, POLAND	HARD	WTA 125	\$ 115,000	A. PARKS	M. JOINT	W. FALKOWSKA/M. KUBKA	C. NAEF/N. STOJANOVIC
27/7 - 4/8	PARIS OLYMPICS	PARIS, FRANCE	CLAY	OLIMPIADI	-	Q. ZHENG	D. VEKIC (I. SWIA TEK BRONZO)	S. ERRANI/J. PAOLINI	M. ANDREEVA/D. SHNAIDER (C. BUCSA/S. SORRIBES TORMO BRONZO)
29/7 - 4/8	MUBADALA CITI OPEN	WASHINGTON, USA	HARD	WTA 500	\$ 922,573	P. BADOSA	M. BOUZKOVA	A. MUHAMMAD/T. TOWNSEND	X. JIANG/F. WU

AUGUST

DATE	EVENT	CITY	SUPERFACE	CATEGORY	PRIZE MONEY	WINNER	RUNNER-UP	DOUBLES WINNERS	DOUBLES RUNNERS-UP
4-10	ECE LADIES HAMBURG OPEN	HAMBURG, GERMANY	CLAY	WTA 125	€ 100,000	A. BONDAR	A. RUS	A. BONDAR/K. ZIMMERMANN	A. RUS/N. STOJANOVIC
6-12	NATIONAL BANK OPEN PRESENTED BY ROGERS	TORONTO, CANADA	HARD	WTA 1000	\$ 3,211,715	J. PEGULA	A. ANISIMOVA	C. DOLEHIDE/D. KRAWCZYK	G. DABROWSKI/E. ROUTLIFFE
12-17	BARRANQUILLA OPEN	BARRANQUILLA, COLOMBIA	HARD	WTA 125	\$ 115,000	N. PODOROSKA	T. MARIA	J. FAILLA/H. KUWATA	Q. GLEASON/I. MARTINS
13-19	CINCINNATI OPEN	CINCINNATI, USA	HARD	WTA 1000	\$ 3,211,715	A.SABALENKA	J. PEGULA	A. MUHAMMAD/E. ROUTLIFFE	L.FERNANDEZ/Y. PUTINTSEVA
18-24	TENNIS IN THE LAND POWERED BY ROCKET MORTGAGE	CLEVELAND, USA	HARD	WTA 250	\$ 267,082	M. KESSLER	B. HADDAD MAIA	C. BUCSA/Y. XU	S. AOYAMA/E. HOZUMI
19-24	ABIERTO GNP SEGUROS	MONTERREY, MEXICO	HARD	WTA 500	\$ 922,573	L. NOSKOVA	L. SUN	H. GUO/M. NICULESCU	G. OLMOS/A. PANOVA
26/8 – 8/9	US OPEN	NEW YORK, USA	HARD	SLAM	\$33,977,000	A. SABALENKA	J. PEGULA	L. KICHENOK/J. OSTAPENKO	K. MLADENOVIC/S. ZHANG
2-8	MONTREUX NESTLE OPEN	MONTREUX, SWITZERLAND	CLAY	WTA 125	\$ 115,000	I. BEGU	P. MARCINKO	Q. GLEASON/S. WALTERT	M. CARLE/S. WALTERT
2-8	GUADALAJARA 125 OPEN	GUADALAJARA, MEXICO	HARD	WTA 125	\$ 115,000	K. RAKHIMOVA	T. MARIA	K. PITER/F. STOLLAR	A. MORATELLI/S. SANTAMARIA
9-15	ZAVAROVALNIKA SAVA LJUBLJANA	LJUBLJANA, SLOVENIA	CLAY	WTA 125	€ 100,000	J. TEICHMANN	N. PARRIZAS DIAZ	N. BRANCACCIO/ L. ROMERO GORMAZ	L. GJORCHESKA/J. TEICHMANN
9-15	JASMIN OPEN TUNISIA	MONASTIR, TUNISIA	HARD	WTA 250	\$ 267,082	S. KARTAL	R. SRAMKOVA	A. BLINKOVA/M. SHERIF	A. KORNEEVA/A. ZAKHAROVA
9-15	GUADALAJARA OPEN AKRON PRESENTED BY SANTANDER	GUADALAJARA, MEXICO	HARD	WTA 500	\$ 922,573	M. FRECH	O. GADECKI	A. DANILINA/I. KHROMECHEVA	O. KALASHNIKOVA/K. RAKHIMOVA
9-15	TIRIAC FOUNDATION THROPY	BUCHAREST, ROMANIA	CLAY	WTA 125	\$ 115,000	M. BULGARU	K. VON DEICHMANN	C. MONNET/D. SEMENISTAJA	A. BOLSOVA/K. KAWA
16-22	HANA BANK KOREA OPEN	SEOUL, SOUTH KOREA	HARD	WTA 500	\$ 922,573	B. HADDAD MAIA	D. KASATKINA	N. MELICHAR-MARTINEZ/L. SAMSONOVA	M. KATO/S. ZHANG
16-22	THAILAND OPEN	HUA HIN, THAILAND	HARD	WTA 250	\$ 267,082	R. SRAMKOVA	L. SIEGEMUND	A. DANILINA/I. KHROMECHEVA	E. CHONG/M. UCHIJIMA

SEPTEMBER

DATE	EVENT	CITY	SUPERFACE	CATEGORY	PRIZE MONEY	WINNER	RUNNER-UP	DOUBLES WINNERS	DOUBLES RUNNERS-UP
25/9 – 6/10	CHINA OPEN	BEIJING, CHINA	HARD	WTA 1000	\$ 8,955,610	C. GAUFF	K. MUCHOVA	S. ERRANI/J. PAOLINI	H. CHAN/V. KUDERMETOVA
30/9 – 6/10	HONG KONG 125 OPEN	HONG KONG, CHINA	HARD	WTA 125	\$ 115,000	A. TOMLJANOVIC	C. TAUSON	M. NICULESCU/E. RUSE	N. HIBINO/M. NINOMIYA
7–13	DONGFENG VOYAH – WUHAN OPEN	WUHAN, CHINA	HARD	WTA 1000	\$ 3,221,715	A. SABALENKA	Q. ZHENG	A. DANILINA/I. KHROMECHEVA	A. MUHAMMAD/J. PEGULA
14–20	KINOSHITA GROUP JAPAN OPEN	OSAKA, JAPAN	HARD	WTA 250	\$ 267,080	S. LAMENS	K. BIRRELL	E. SHIBAHARA/L. SIEGEMUND	C. BUCSA/M. NICULESCU
14–20	NINGBO OPEN	NINGBO, CHINA	HARD	WTA 500	\$ 922,573	D. KASATKINA	M. ANDREEVA	D. SCHUURS/Y. YUAN	N. MELICHAR–MARTINEZ/E. PEREZ
21–27	GUANGZHOU OPEN PRESENTED BY AVATR	GUANGZHOU, CHINA	HARD	WTA 250	\$ 267,080	O. DANILOVIC	C. DOLEHIDE	K. SINIAKOVA/S. ZHANG	K. PITER/F. STOLLAR
21–27	TORAY PAN PACIFIC OPEN TENNIS	TOKYO, JAPAN	HARD	WTA 500	\$ 922,573	Q. ZHENG	S. KENIN	S. AOYAMA/E. HOZUMI	E. SHIBAHARA/L. SIEGEMUND
21–28	ABIERTO TEMPICO	TEMPICO, MEXICO	HARD	WTA 125	\$ 115,000	M. STAKUSIC	A. BLINKOVA	C. CORLEY/R. MARINO	A. KORNEEVA/P. KUDERMETOVA
28/10 – 3/11	HONG KONG TENNIS OPEN	HONG KONG, CHINA	HARD	WTA 250	\$ 267,082	D. SHNAIDER	K. BOULTER	U. EIKERI/M. NINOMIYA	S. AOYAMA/E. HOZUMI
28/10 – 3/11	JIANGXI OPEN	JIUJIANG, CHINA	HARD	WTA 250	\$ 267,082	V. GOLUBIC	R. SRAMKOVA	H. GUO/M. UCHIJIMA	K. PITER/F. STOLLAR
28/10 – 3/11	BOLIVIA OPEN	SANTA CRUZ, BOLIVIA	CLAY	WTA 125	\$ 115,000	A. TODONI	E. ARANGO	N. BRANCACCIO/ L. ROMERO GORMAZ	A. BOLSOVA/V. STRAKHOVA
28/10 – 3/11	MERIDA OPEN AKRON	MERIDA, MEXICO	HARD	WTA 250	\$ 267,082	Z. SONMEZ	A. LI	Q. GLEASON/I. MARTINS	M. KEMPEN/L. SALDEN

NOVEMBER

DATE	EVENT	CITY	SUPERFACE	CATEGORY	PRIZE MONEY	WINNER	RUNNER-UP	DOUBLES WINNERS	DOUBLES RUNNERS-UP
2-9	WTA FINALS RIYADH	RIYADH, SAUDI ARABIA	HARD	FINALS	\$ 15,200,000	C. GAUFF	Q. ZHENG	G. DABROWSKI/E. ROUTLIFFE	K. SINIAKOVA/T. TOWNSEND
4-9	CALI OPEN	CALI, COLOMBIA	CLAY	WTA 125	\$ 115,000	I. BEGU	V. ERJAVEC	V. ERJAVEC/K. MLADENOVIC	T. WURTH/K. ZAVATSKA
4-10	DOW TENNIS CLASSIC	MIDLAND, USA	HARD	WTA 125	\$ 115,000	R. MARINO	A. PARKS	E. APPLETON/M. LUMSDEN	A. ARSENEAULT/M. KUPRES
18-24	FIFTH THIRD CHARLESTON 125	CHARLESTON, USA	CLAY	WTA 125	\$ 115,000	R. ZARAZUA	H. CHANG	N. BRANCACCIO/ L. ROMERO GORMAZ	K. CROSS/L. HOVDE
18-24	LP OPEN BY IND	COLINA, CHILE	CLAY	WTA 125	\$ 115,000	N. STOJANOVIC	M. CARLE	M. SHERIF/N. STOJANOVIC	L. JEANJEAN/K. MLADENOVIC
25/11 - 1/12	IEB+ ARGENTINA OPEN	BUENOS AIRES, ARGENTINA	CLAY	WTA 125	\$ 115,000	M. SHERIF	K. KAWA	M. CHWALINSKA/K. KAWA	L. PIGOSSI/M. SHERIF
2-8	OPEN IN ARTE ANGERS LOIRE	ANGERS, FRANCE	HARD	WTA 125	€ 100,000	A. PARKS	B. BENCIC	M. NICULESCU/E. RUSE	B. BENCIC/C. NAEF
2-8	MUNDOTENIS OPEN	FLORIANAPLESS, BRAZIL	CLAY	WTA 125	\$ 115,000	M. CHWALINSKA	Y. IN-ALBON	M. CHWALINSKA/L. PIGOSSI	N. FOSSA HUERGO/ V. STRAKHOVA
9-15	OPEN BLS DE LIMOGES	LIMOGES, FRANCE	HARD	WTA 125	\$ 115,000	V. GOLUBIC	C. NAEF	M. ROUVROY/E. JACQUEROT	S. JANICIJEVIC/ E. ANDREEVA

DECEMBER

12

WTA titles won
by Italians in
2024

22

Finals
contested by
Italians in 2024

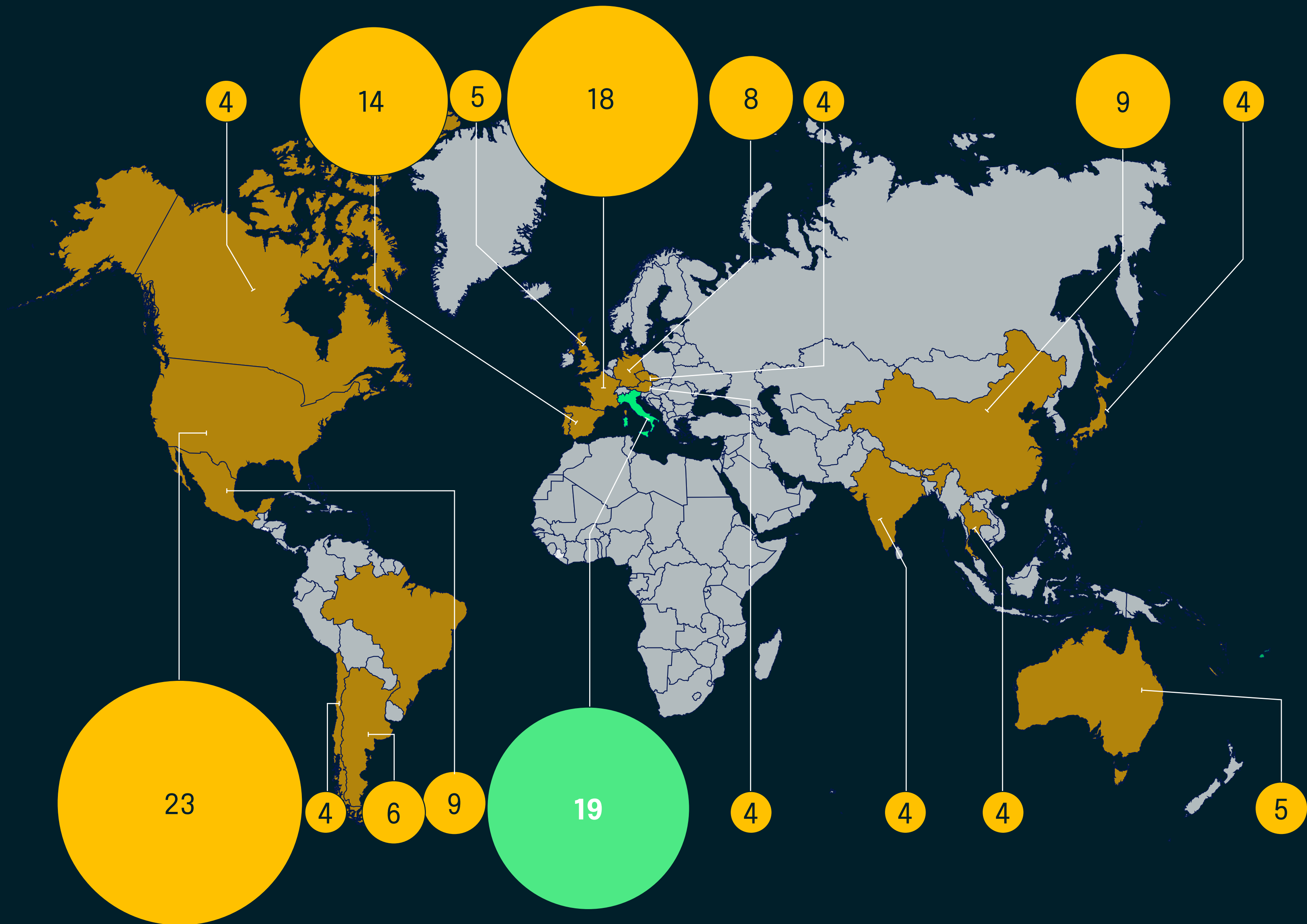




THE CHALLENGER AND ITF TOURS

COUNTRY RANKINGS: NUMBER OF CHALLENGER TOURNAMENTS ORGANISED

COUNTRY	EVENTS
USA	23
Italy	19
France	18
Spain	14
China	9
Portugal	9
Germany	8
Brazil	8
Argentina	6
Mexico	6
Australia	5
United Kingdom	5
Japan	4
Thailand	4
India	4
Austria	4
Canada	4
Czech Republic	4
Chile	4



TENNIS TOURNAMENTS: CHALLENGER IN ITALY

DATE	EVENT	CITY	SURFACE	CATEGORY	PRIZE MONEY	WINNER	RUNNER-UP	DOUBLES WINNERS	DOUBLES RUNNERS-UP
25/3-31/3	NAPOLI TENNIS CUP	NAPLES	CLAY	CH 125	\$ 148,625	L. NARDI	P.H. HERBERT	G. ANDREOZZI/M. REYES VARELA	T. ARRIBAGE/V. CORNEA
1/4-7/4	OPEN CITTÀ DELLA DISFIDA	BARLETTA	CLAY	CH 75	\$ 74,825	D. DZUMHUR	H. MAYOT	Z. KOLAR/C.H. TAENG	T. ARRIBAGE/B. BONZI
22/4-28/4	ROME GARDEN OPEN	ROME	CLAY	CH 75	\$ 74,825	A. MORO CANAS	V. GAUBAS	L. JOHNSON/S. MANSOURI	L. ROTTOLI/S. VINCENT RUGGERI
30/4 - 5/5	SARDEGNA OPEN	CAGLIARI	CLAY	CH 175	\$ 205,000	M. NAVONE	L. MUSETTI	N. SRIRAM BALAJI/A. BEGEMANN	B. ARIAS/F. ZEBALLOS
6/5-12/5	INTERNAZIONALI DI TENNIS FRANCAVILLA AL MARE	FRANCAVILLA AL MARE	CLAY	CH 75	\$ 74,825	T. DROGUET	J. BERRETTINI	T. ARRIBAGE/V. CORNEA	S. ARENDS/M. MIDDELKOOP
14/5-19/5	PIEMONTE OPEN INTESA SANPAOLO	TURIN	CLAY	CH 175	\$ 205,000	F. PASSARO	L. MUSETTI	H. HELIOVAARA/H. PATTEN	A. MIES/N. SKUPSKI
27/5 - 2/6	TROFEO FL SERVICE - CITTÀ DI VICENZA	VICENZA	CLAY	CH 75	\$ 74,825	C.H. TSENG	M. TRUNGELLITI	V. MANAFOV/P. NIKLAS-SALMINEN	A. BEGEMANN/N. KALIYANDA POONACHA
10/6-16/6	INTERNAZIONALI DI TENNIS CITTÀ DI PERUGIA	PERUGIA	CLAY	CH 125	\$ 148,625	L. DARDERI	S. NAGAL	G. ANDREOZZI/M. REYES VARELA	N. SRIRAM BALAJI/A. BEGEMANN
17/6-22/6	EMILIA ROMEGNA TENNIS CUP	SASSUOLO	CLAY	CH 125	\$ 148,625	J. DE JONG	D. ALTMAIER	M. BORTOLOTTI/M.C. ROMIOS	R. SEGGERMAN/P.TRHAC
24/6-29/6	ASPRIA TENNIS CUP	MILANO	CLAY	CH 75	\$ 74,825	F.A. GOMEZ	F.C. JIANU	A. BEGEMANN/J. EYSSERIC	P. NOUZA/P. NIKL
1/6-6/7	MODENA CHALLENGER	MODENA	CLAY	CH 75	\$ 74,825	A. RAMOS-VINOLAS	F. ARNABOLDI	J. EYSSERIC/G. GOLDHOFF	A. BEGEMANN/P. NIKLAS-SALMINEN
8/7-14/7	CITTÀ DI TRIESTE CHALLENGER	TRIESTE	CLAY	CH 100	\$ 120,950	F.A. GOMEZ	T. BARRIOS VERA	M. BORTOLOTTI/M.C. ROMIOS	D. DUTRA DA SILVA/C.J. LOCK
22/7-28/7	INTERNAZIONALI DI TENNIS VERONA	VERONA	CLAY	CH 100	\$ 120,950	F. ARNABOLDI	V. GAUBAS	M. DEMOLINER/G. DURAN	Y. MILEV/P. NESTEROV

DATE	EVENT	CITY	SURFACE	CATEGORY	PRIZE MONEY	WINNER	RUNNER-UP	DOUBLES WINNERS	DOUBLES RUNNERS-UP
5/8-11/8	SERENA WINES 1881 - ACQUA MANIVA TENNIS CUP	CORDENONS	CLAY	CH 75	\$ 74,825	V. GAUBAS	C. TABERNER	M. BORTOLOTTI/ M.C. ROMIOS	J. BARNAT/A. PAULSON
12/8-17/8	INTERNAZIONALI DI TENNIS CITTÀ DI TODI - SIDERNESTOR TENNIS CUP	TODI	CLAY	CH 75	\$ 74,825	C. TABERNER	S. RODRIGUEZ TAVERNA	I. SABANOV/M. SABANOV	F. BERGEVI/M. VELDHEER
26/8 - 1/9	CHALLENGER CITTÀ DI COMO	COMO	CLAY	CH 75	\$ 74,825	G. DEBRU	I. BUSE	V. CORNEA/D. MOLCHANOV	A. JECAN/I. LIUTAREVICH
2/9-8/9	AON OPEN CHALLENGER	GENOVA	CLAY	CH 125	\$ 148,625	F. PASSARO	J. MUNAR	B. HASSAN/D. VEGA HERNANDEZ	R. ARNEODO/T. ARRIBAGE
14/10-20/10	OLBIA CHALLENGER	OLBIA	HARD	CH 125	\$ 148,625	M. LANDALUCE	M. BELLUCCI	O. KRUTYKH/V. SACHKO	I. CERVANTES/D. PICHLER
18/11-24/11	CITTÀ DI ROVERETO	ROVERETO	HARD	CH 100	\$ 120,950	L. NARDI	F. MAESTRELLI	N. SRIRAM BALAJI/R.C. BOLLIPALLI	T. ARRIBAGE/ F. CABRAL



37%

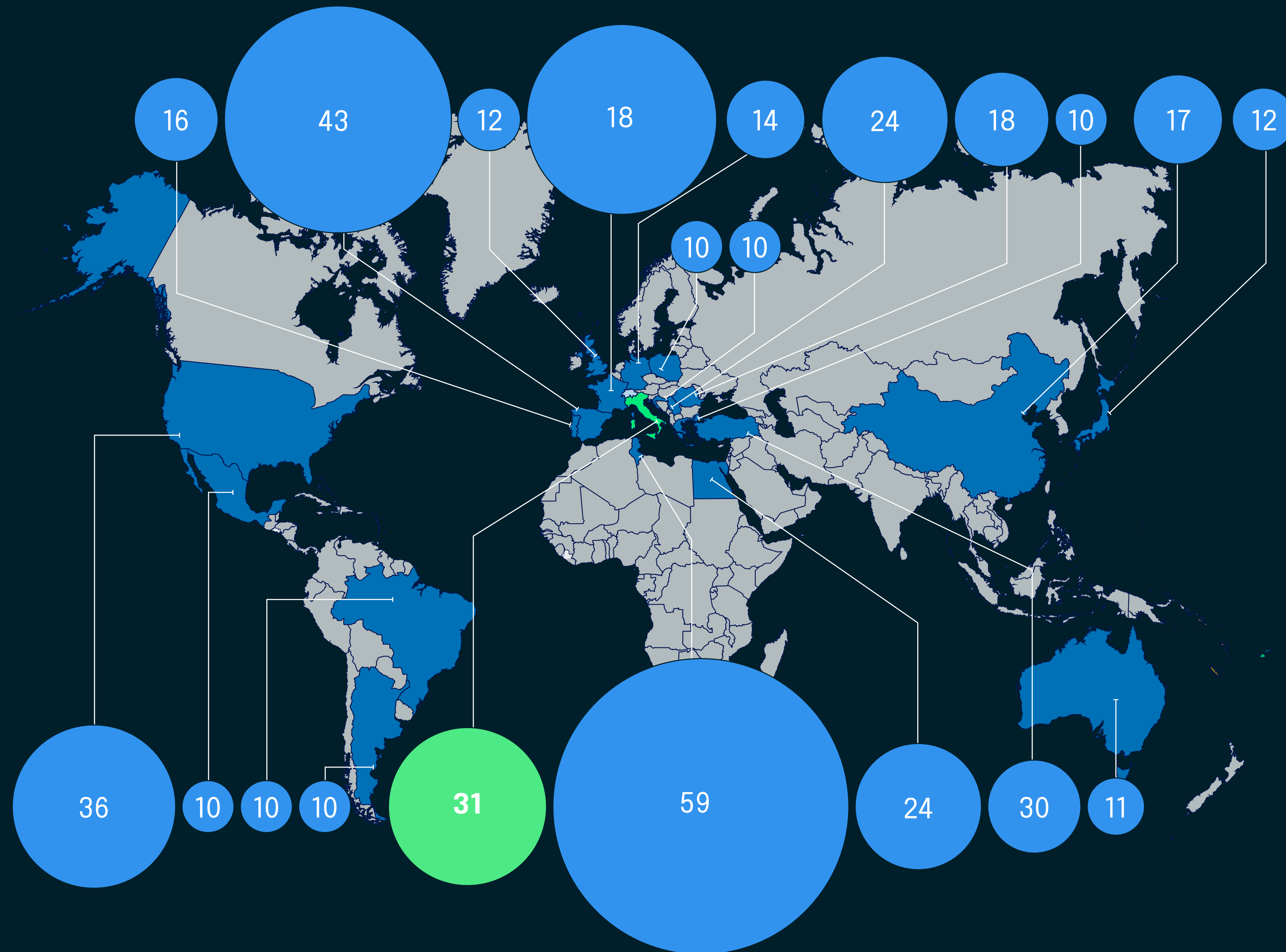
of Challenger finals in 2024 in Italy involved at least one Italian player

9

Challenger titles were won by Italians in 2024

COUNTRY RANKINGS: NUMBER OF MEN'S ITF **TENNIS** TOURNAMENTS ORGANISED

COUNTRY	EVENTS
Tunisia	59
Spain	43
USA	36
Italy	31
Turkey	30
France	28
Serbia	24
Egypt	24
Romania	18
China	17
Portugal	16
Germany	14
Japan	12
United kingdom	12
Australia	11
Argentina	10
Brazil	10
Mexico	10
Croatia	10
Greece	10
Poland	10



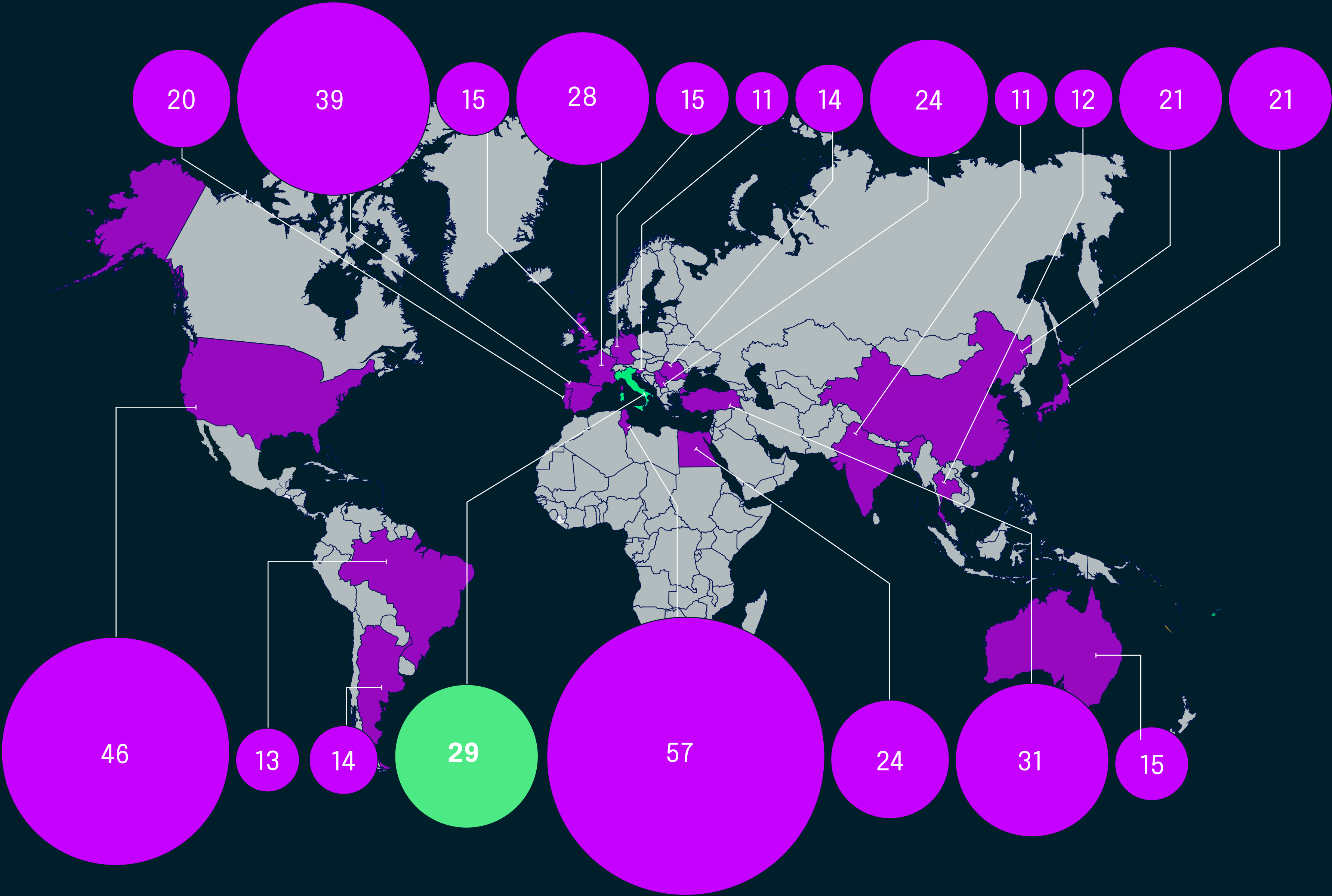
ITF MEN’S TENNIS: TOURNAMENTS IN ITALY

DATE	EVENT	CITY	SURFACE	CATEGORY	PRIZE MONEY	WINNER	RUNNER-UP	DOUBLES WINNERS	DOUBLES RUNNERS-UP
19/2-25/2	M25 TRENTO	TRENTO	HARD	M25	\$ 25,000	D. MASUR	G. ORADINI	D. MASUR/N. OBERLEITEN	G. RICCA/A. VIRGILI
25/2-31/3	M25 SANTA MARGHERITA DI PULA	SANTA MARGHERITA DI PULA	CLAY	M25	\$ 25,000	V. ROYER	N. SERDARUSIC	G. TRESCA/A. VIRGILI	G. RICCA/M. SERAFINI
1/4-7/4	M25 SANTA MARGHERITA DI PULA	SANTA MARGHERITA DI PULA	CLAY	M25	\$ 25,000	E. MOELLER	T. COMPAGNUCCI	N. CATINI/ T. COMPAGNUCCI	S. D'AGOSTINO/C. FELLIN
8/4-14/4	M25 SANTA MARGHERITA DI PULA	SANTA MARGHERITA DI PULA	CLAY	M25	\$ 25,000	J. SELS	M. SERAFINI	B. GADAMAURI/J. SELS	L. POTENZA/M. SERAFINI
15/4-21/4	M25 SANTA MARGHERITA DI PULA	SANTA MARGHERITA DI PULA	CLAY	M25	\$ 25,000	G. PIRAINO	K. KIVATTSEV	L. POTENZA/G. RICCA	G. ORADINI/M. SERAFINI
22/4-28/4	M25 SANTA MARGHERITA DI PULA	SANTA MARGHERITA DI PULA	CLAY	M25	\$ 25,000	A. PICCHIONE	F. IANNACCONE	L. POTENZA/S. REITANO	L. LORUSSO/S. PIERI
29/4 - 5/5	M25 SANTA MARGHERITA DI PULA	SANTA MARGHERITA DI PULA	CLAY	M25	\$ 25,000	J. CLARKE	C. SANCHEZ JOVER	M. KESTELBOIM/G. ROVERI SIDNEY	J.B. OTEGUI/C. SANCHEZ JOVER
13/5-19/5	M25 REGGIO EMILIA	REGGIO EMILIA	CLAY	M25	\$ 25,000	J. SELS	M. KLIZAN	J. CLARKE/K. WEHNELT	A. ARNABOLDI/F. ARNABOLDI
20/5-26/5	M15 CERVIA	CERVIA	CLAY	M15	\$ 15,000	A. PECCI	P. BULDORINI	J. BILARDO/ G. CADENASSO	F. BONDIOLI/R. SAKAMOTO
3/6-9/6	M15 CALTANISSETTA	CALTANISSETTA	CLAY	M15	\$ 15,000	L. MARMOUSEZ	G. FERRARI	A. BACALONI/A. GOLA	A. CARUSO/P.MARINO
10/6-15/6	M15 CHIETI	CHIETI	CLAY	M15	\$ 15,000	O. OVCHARENKO	L. MARMOUSEZ	G. RICCA/A. VIRGILI	A. SPADOLA/M. VAVASSORI
17/6-23/6	M25 CATTOLICA	CATTOLICA	CLAY	M25	\$ 25,000	G. ORADINI	A. PICCHIONE	P. PAMPANIN/ J.E. SCHIESSL	Y. MILEV/M. TOPO
24/6-30/6	M15 BERGAMO	BERGAMO	CLAY	M15	\$ 15,000	A. MARTIN	G. CADENASSO	N. CATINI/N. PERFETTI	S. AGOSTINI/G. CADENASSO
8/7-14/7	M25 PADOVA	PADUA	CLAY	M25	\$ 25,000	G. MAGER	O. OVCHARENKO	G. CADENASSO/ N. PERFETTI	L. GIACOMINI/G. ORADINI

DATE	EVENT	CITY	SURFACE	CATEGORY	PRIZE MONEY	WINNER	RUNNER-UP	DOUBLES WINNERS	DOUBLES RUNNERS-UP
15/7-21/7	M15 GUBBIO	GUBBIO	CLAY	M15	\$ 15,000	G. PENNAFORTI	S. PIERI	L. MALGAROLI/ G. PEREGO	A. COCCIOLI/L. LORUSSO
22/7-28/7	M15 PERUGIA	PERUGIA	CLAY	M15	\$ 15,000	F. JUAREZ	G. CADENASSO	J. BILARDO/ G. CADENASSO	L. LORUSSO/F. VIRGILI BERINI
29/7- 4/8	M25 BOLZANO	BOLZANO	CLAY	M25	\$ 25,000	J. BERRETTINI	G. FERRARI	L. MARMOUSEZ/ O. OVCHARENKO	L.E. AMBROGI/ D. CORTIMIGLIA
5/8-11/8	M25 MONTESILVANO	MONTESILVANO	CLAY	M25	\$ 25,000	C. SANCHEZ JOVER	G. PENNAFORTI	S. AGOSTINI/ G. CADENASSO	F. MARCHETTI/L. TADDIA
19/8-25/8	M25 LESA	LESA	CLAY	M25	\$ 25,000	A. PICCHIONE	T. HANDEL	G. RICCA/A. WEIS	N. CIAVARELLA/M. FURLANETTO
26/8 - 1/9	M15 FORLÌ	FORLÌ	CLAY	M15	\$ 15,000	F. IANNACCONE	C.A. CANIATO	N. CATINI/L. SCIAHBASI	P. BASILE/F. PELIWO
2/9-8/9	M15 BOLOGNA	BOLOGNA	CLAY	M15	\$ 15,000	G. PIRAINO	M. ERHARD	E. BALDISSERI/ N. PERFETTI	F. MARCHETTI/L. TADDIA
9/9-15/9	M25 POZZUOLI	POZZUOLI	HARD	M25	\$ 25,000	A. PECCI	F. PELIWO	S. REITANO/L. WESSELS	H. BARRETT/F. PELIWO
16/9-22/9	M25 SANTA MARGHERITA DI PULA	SANTA MARGHERITA DI PULA	CLAY	M25	\$ 25,000	D. MICHALSKI	N. CATINI	J. OCLEPPO/ A. PICCHIONE	M. HERMANS/S. REITANO
23/9-29/9	M25 SANTA MARGHERITA DI PULA	SANTA MARGHERITA DI PULA	CLAY	M25	\$ 25,000	C. SANCHEZ JOVER	O. OVCHARENKO	J. OCLEPPO/ G. ORADINI	J. BILARDO/A. VIRGILI
30/9 - 6/10	M25 SANTA MARGHERITA DI PULA	SANTA MARGHERITA DI PULA	CLAY	M25	\$ 25,000	O. OVCHARENKO	G. CADENASSO	O. KRUTIKH/D. SAKELLARIDIS	D. KELLOWSKI/M. KRUMICH
7/10-13/10	M25 SANTA MARGHERITA DI PULA	SANTA MARGHERITA DI PULA	CLAY	M25	\$ 25,000	J. CLARKE	G. MAGER	Y. MILEV/P. NESTEROV	A. SPADOLA/M. VAVASSORI
14/10-20/10	M25 SANTA MARGHERITA DI PULA	SANTA MARGHERITA DI PULA	CLAY	M25	\$ 25,000	P.M. TIFFON	P. NESTEROV	Y. MILEV/P. NESTEROV	M. GIUNTA/M. TAMMARO
21/10-27/10	M25 SANTA MARGHERITA DI PULA	SANTA MARGHERITA DI PULA	CLAY	M25	\$ 25,000	D. RINCON	D. DEDURA-PALOMERO	S. AGOSTINI/ G. CADENASSO	G. RICCA/A. VIRGILI
28/10- 3/11	M15 SELVA GARDENA	SELVA GARDENA	HARD	M15	\$ 15,000	G. ORADINI	A. GUERRIERI	C. FELLIN/P.O. FELLIN	L. CATTANEO/O. PALDANIUS
4/11-10/11	M15 SAN GREGORIO DI CATANIA	SAN GREGORIO DI CATANIA	CLAY	M15	\$ 15,000	G. CADENASSO	G. PIRAINO	C.A. CANIATO/ F. DE MICHELE	N. CATINI/G. LA VELA
11/11-17/11	M15 SAN GREGORIO DI CATANIA	SAN GREGORIO DI CATANIA	CLAY	M15	\$ 15,000	A. MARTI PUJORALS	G. PENNAFORTI	N. CATINI/N. PERFETTI	P. BRUNCLIK/G. MADARASZ

COUNTRY RANKINGS: NUMBER OF WOMEN'S ITF **TENNIS** TOURNAMENTS ORGANISED

COUNTRY	EVENTS
Tunisia	57
USA	46
Spain	39
Turkey	31
Italy	29
France	27
Serbia	24
Egypt	24
China	21
Japan	21
Portugal	20
Germany	15
Australia	15
United Kingdom	15
Romania	14
Argentina	14
Brazil	13
Thailand	12
India	11
Slovenia	11



WOMEN’S ITF **TENNIS**: TOURNAMENTS IN ITALY

DATE	EVENT	CITY	SURFACE	CATEGORY	PRIZE MONEY	VINCITRICE	RUNNER-UP	DOUBLES WINNERS	DOUBLES RUNNERS-UP
4/3-10/3	W35 SOLARINO	SOLARINO	CARPET	W35	\$ 25,000	L. KLIMOVICOVA	J. PIERI	M. KUBKA/C.Y. TSAO	K. KOZAROV/V. MIROSHNICHENKO
11/3-17 /3	W35 SOLARINO	SOLARINO	CARPET	W35	\$ 25,000	V. HRUNCAKOVA	R. ANDERSON	W. FALKOWSKA/M. KUBKA	S. SHAPATAVA/E. WEBLEY-SMITH
25/3-31 /3	W35 SANTA MARGHERITA DI PULA	SANTA MARGHERITA DI PULA	CLAY	W35	\$ 25,000	L. KUNG	S. SAKELLARIDI	S. SAKELLARIDI/A. ZANTEDESCHI	A. MELOSCH/J. RONNEY
1/4-7/4	W35 SANTA MARGHERITA DI PULA	SANTA MARGHERITA DI PULA	CLAY	W35	\$ 25,000	A.K. SOBOLIEVA	D. CHERUBINI	M. KUBKA/S. SAKELLARIDI	A. ABBAGNATO/E. EDDER
8/4-14/4	W35 SANTA MARGHERITA DI PULA	SANTA MARGHERITA DI PULA	CLAY	W35	\$ 25,000	A.K. SOBOLIEVA	L. HAVLICKOVA	Y. CAVALLE-REIMERS/A. ZANTEDESCHI	S. SAKELLARIDI/V. SHINDE
15/4-21/4	W35 SANTA MARGHERITA DI PULA	SANTA MARGHERITA DI PULA	CLAY	W35	\$ 25,000	A. AKSU	L. HAVLICKOVA	E. CHRISTOFI/L. KARANTACHEVA	E. ALVISI/F. URGESI
22/4-28/4	W35 SANTA MARGHERITA DI PULA	SANTA MARGHERITA DI PULA	CLAY	W35	\$ 25,000	A. LAZARO GARCIA	L. PIGATO	M. KUBKA/E. VEDDER	E. CHRISTOFI/S. SAKELLARIDI
29/4 - 5/5	W35 SANTA MARGHERITA DI PULA	SANTA MARGHERITA DI PULA	CLAY	W35	\$ 25,000	J. TEICHMANN	A. LAZARO GARCIA	A. GAMIZ/E. VEDDER	L. HIETARANTA/S. SAKELLARIDI
20/5-26/5	W75 GRADO	GRADO	CLAY	W75	\$ 60,000	F. JONES	K. VON DEICHMANN	J. ANEY/L. PAPADAKIS	Y. CAVALLE-REIMERS/A. ZANTEDESCHI
27/5 - 2/6	W75 BRESCIA	BRESCIA	CLAY	W75	\$ 60,000	K. KAVATSKA	V. LEPCHENKO	Y. CAVALLE-REIMERS/A. ZANTEDESCHI	Z. KULABAYEVA/E. REYNGOLD
3/6-9/6	W75 CASERTA	CASERTA	CLAY	W75	\$ 60,000	L. ROMERO GORMAZ	J. TEICHMANN	Y. LIZARAZO/D. PAPAMICHAIL	A. COLLINS/M.P. PEREZ-GARCIA
24/6-30/6	W35 TARVISIO	TARVISIO	CLAY	W35	\$ 25,000	N. BRANCACCIO	D. SPITERI	A. SUKHOTINA/A. ZYRYANOVA	Z. FALKNER/M. TONA
1/7-7/7	W35 ROME	ROME	CLAY	W35	\$ 25,000	N. BRANCACCIO	V. LEPCHENKO	Y. CAVALLE-REIMERS/A. ZANTEDESCHI	L. KUNG/R. MCADOO
8/7-14/7	W75+H ROME	ROME	CLAY	W75	\$ 60,000	O. SELEKHMETEVA	L. GJORCHESKA	L. KUNG/V. SHINDE	M. PAOLETTI/B. RICCI

DATE	EVENT	CITY	SURFACE	CATEGORY	PRIZE MONEY	VINCITRICE	RUNNER-UP	DOUBLES WINNERS	DOUBLES RUNNERS-UP
15/7-21/7	W35 TORINO	TURIN	CLAY	W35	\$ 25,000	S. SIERRA	G. MARISTANI ZULETA DE REALES	Z. FALKNER/P. LOVRIC	J.L. ESTABLE/F. LABRANA
22/7-28/7	W15 VISGRASS	VISGRASS	CLAY	W15	\$ 15,000	S. DE STEFANO	I. IBBOU	A. BERTACCHI/L. TAGGER	I. IBBOU/F. PACE
29/7 - 4/8	W75 CORDENONS	CORDENONS	CLAY	W75	\$ 60,000	A. KOEVERMANS	L. CIRIC BAGARIC	Y. CAVALLE-REIMERS/A. ZANTEDESCHI	N. BRANCACCIO/L. ROMERO GORMAZ
26/8- 1/9	W35 TRIESTE	TRIESTE	CLAY	W35	\$ 25,000	C. MARTINEZ CIREZ	A. ABBAGNATO	A. ABBAGNATO/ A. WAGNER	Z. FALKNER/A.K. TOTH
2/9-8/9	W15 FIANO ROMANO	FIANO ROMANO	CLAY	W15	\$ 15,000	V. MELISS	S. DE STEFANO	F. SACCO/B. STAGNO	S. DE STEFANO/C. GENNARO
16/9-22/9	W35 SANTA MARGHERITA DI PULA	SANTA MARGHERITA DI PULA	CLAY	W35	\$ 25,000	J. STRUPLOVA	N. BRANCACCIO	A. BOLSOVA/E. VEDDER	K. HOBGARSKI/J. STRUPLOVA
23/9-29/9	W35 SANTA MARGHERITA DI PULA	SANTA MARGHERITA DI PULA	CLAY	W35	\$ 25,000	J. GRABHER	L. KUNG	D. KUCZER/L. ZAAR	S. AMBROSIO/J. STRUPLOVA
30/9 - 6/10	W35 SANTA MARGHERITA DI PULA	SANTA MARGHERITA DI PULA	CLAY	W35	\$ 25,000	S. CAKAREVIC	M. PAOLETTI	S. SAKELLARIDI/A.G. VASILESCU	N. BASILETTI/V. PAGANETTI
7/10-13/10	W35 SANTA MARGHERITA DI PULA	SANTA MARGHERITA DI PULA	CLAY	W35	\$ 25,000	M. PAOLETTI	I.M. BARA	A. ABBAGNATO/M. TONA	J. DANIEL/S. NAHIMANA
14/10-20/10	W35 SANTA MARGHERITA DI PULA	SANTA MARGHERITA DI PULA	CLAY	W35	\$ 25,000	N. FOSSA HUERGO	F. URGESI	L. HIETARANTA/S. SAKELLARIDI	A. MAZZOLA/F. URGESI
21/10-27/10	W35 SANTA MARGHERITA DI PULA	SANTA MARGHERITA DI PULA	CLAY	W35	\$ 25,000	C. MARTINEZ CIREZ	N. FOSSA HUERGO	S. SAKELLARIDI/L. ZAAR	A. PRISACARIU/F. URGESI
4/11-10/11	W35 SOLARINO	SOLARINO	CARPET	W35	\$ 25,000	J. GARLAND	V. GRAMMATIKOPOULOU	V. GRAMMATIKOPOULOU/K. KUZMOVA	K. LASKUTOVA/F. URGESI
11/11-17/11	W35 SOLARINO	SOLARINO	CARPET	W35	\$ 25,000	J. GARLAND	G. PEDONE	S. AMBROSIO/ S. ROCCHETTI	G.A. MONTELEONE/O. SZYMCZUCH
25/11 - 1/12	W50 SELVA GARDENA	SELVA GARDENA	HARD	W50	\$ 40,000	T.C. GRANT	S. FUNG	M. KUBKA/L. ZAAR	C. KUHL/M. RISTIC
2/12-8/12	W35 ORTISEI	ORTISEI	HARD	W35	\$ 25,000	W. FALKOWSKA	S. AMBROSIO	W. FALKOWSKA/L. ZAAR	E. OVCHARENKO/E. WEBLEY-SMITH

TENNIS TOURNAMENTS: ITF JUNIORS IN ITALY

DATE	EVENT	CITY	SURFACE	CATEGORY	WINNER	RUNNER-UP	DOUBLES WINNERS	DOUBLES RUNNERS-UP
27/3 - 1/4	J200 FLORENCE	FLORENCE	CLAY	J200	A. DE MARCHI	S. PLANELLA HERNANDEZ	P. BASILE/M. SIAHBASI	S. SEGHETTI/J. VASAMI
					L. URBANOVA	Y. KOTLIAR	J. PASTIKOVA/M. SMEKALOVA	J. STUSEK/L. URBANOVA
29/4 - 5/5	J200 SALSOMAGGIORE	SALSOMAGGIORE	CLAY	J200	J. VASAMI	C.T. STIRBU	P. BASILE/M. SIAHBASI	A. MONDAZZI/ R. PASI
					L. TAGGER	L. NILSSON	M. DROBYSHEVA/D. ZOLDAKOVA	D. MPETSHI PERRICARD/L. NILSSON
7/5 - 11/5	J200 PRATO	PRATO	CLAY	J200	L. BERALDO	C. CORDOBA	S. HORIA HAITA/C.T. STIRBU	L. BERALDO/A. GUIDI
					L. TAGGER	M. IYENGAR	A. ARYSTANBEKOVA/O. CENTER	S. BORKOP/M.J. MOERK
13/5 - 18/5	J300 SANTACROCE SULL'ARNO	SANTACROCE SULL'ARNO	CLAY	J300	M. MAKSIMOVIC	R. BENNANI	M. MAKSIMOVIC/A. TRIFI	M. EXSTED/C. WOESTENDICK
					Y. KOTLIAR	S. ZHIYENBAYEVA	A. ARYSTANBEKOVA/S. ZHIYENBAYEVA	N. BASILETTI/G. MALDUZZI
20/5 - 26/5	J500 MILAN	MILAN	CLAY	J500	K. BIGUN	J. KIM	H. JONES/C. ROBERTSON	T. DEREPA SKO/D. RAKHMATULLAYEV
					E. JONES	T.C. GRANT	H. KLUGMAN/M. XU	W. SONOBE/M. STOJSAVLJEVIC
12/8 - 18/8	J30 CUNEO	CUNEO	CLAY	J30	M. CAPPELLARI	A. BABUDRI	N. CANONICO/A. MARIGLIANO	S. MASSELLANI/F. PANSECCHI
					F. GALLI	A. CESARI	B.M. BISSOLOTTI/N. REZZONICO	A. FIORILLO/F. GALLI
20/8 - 25/8	J30 LIVORNO	LIVORNO	CLAY	J30	S. MASSELLANI	M. CAPPELLARI	L. DVORAK/M. SEDLATY	N. CANONICO/D. CIASCHETTI
					F. GALLI	G. DE SANTIS	A. IOZZI/N.A. MOLARO	G. DE SANTIS/A. NAI
25/9 - 29/9	J100 PALERMO	PALERMO	CLAY	J100	A. SADZIK	M. GRIBALDO	L. BALDUCCI/M. GRIBALDO	A. KNIS/D. ROBAS
					E. TOMOVA	E.F. WIESENFELD	M. CERBO/A. FIORILLO	V. BEDINI/A. NOSEI
30/9 - 5/10	J60 PESCARA	PESCARA	CLAY	J60	J. SADKINS	F. TRIQUART	M. GRIBALDO/N. SATT A	M. CAPPELLARI/C. PACI
					I. PISTOIA	V. VACHKOVA	M. CERBO/A. FIORILLO	E. DIABATE/M. FAVIER
7/10 - 13/10	J60 BARI	BARI	HARD	J60	R. CIURNELLI	B. AZAR	R. CIURNELLI/L. DE VIZIA	S. TARTAGLIONE/L. VALLETTA
					K. BLAZKOVA	K. RUCHKINA	B. BUTINA JAZBEC/K. STEPANKOVA	K. RUCHKINA/E.F. WIESENFELD



THE PADEL TOUR

COUNTRY RANKING: NUMBER OF INTERNATIONAL **PADEL** TOURNAMENTS ORGANISED

#	COUNTRY	PREMIER PADEL	CUPRA FIP TOUR	FIP PROMISES	TOTAL
1	 SPAIN	5	24	6	35
2	 ITALY	3	12	6	21
3	 CHILE	1	9	5	15
4	 BELGIUM	1	4	5	10
5	 SWEDEN	0	7	3	10
6	 HOLLAND	1	4	4	9
7	 BRAZIL	0	5	4	9
8	 MEXICO	2	6	0	8
9	 EGYPT	1	4	2	7
10	 ARGENTINA	1	3	2	6

#	COUNTRY	PREMIER PADEL	CUPRA FIP TOUR	FIP PROMISES	TOTAL
11	QATAR	1	3	1	5
12	FRANCE	2	3	0	5
13	UNITED ARAB EMIRATES	1	4	0	5
14	SAUDI ARABIA	1	2	1	4
15	LITHUANIA	0	3	0	3
16	UNITED KINGDOM	0	3	0	3
17	AUSTRALIA	0	2	0	2
18	TURKEY	0	2	0	2
19	VENEZUELA	1	0	0	1
20	PARAGUAY	1	0	0	1
21	FINLAND	1	0	0	1
22	KUWAIT	1	0	0	1

#	COUNTRY	PREMIER PADEL	CUPRA FIP TOUR	FIP PROMISES	TOTAL
23	MONACO	0	1	0	1
24	GERMANY	0	1	0	1
25	JAPAN	0	1	0	1
26	MONTENEGRO	0	1	0	1
27	CROATIA	0	1	0	1
28	PORTUGAL	0	1	0	1
29	MAURITIUS	0	1	0	1
30	FILIPPINE	0	1	0	1
31	INDIA	0	1	0	1
32	URUGUAY	0	0	1	1
33	ECUADOR	0	0	1	1

PADEL TOURNAMENTS: PREMIER PADEL TOUR

DATE	EVENT	CITY	CATEGORY	PRIZE MONEY	WINNERS	RUNNERS-UP	WINNERS	RUNNERS-UP
24/2 - 2/3	RIYADH SEASON PREMIER PADEL P1	RIYADH, SAUDI ARABIA	P1	470,000 €	J. LEBRON/A. GALAN	A. COELLO/A. TAPIA	P. JOSEMARIA MARTIN/A. SANCHEZ FALLADA	B. GONZALEZ FERNANDEZ/D. BREA SENESI
1/3-8/3	OOREDOO QATAR MAJOR PREMIER PADEL	DOHA, QATAR	MAJOR	1,026,375 €	A. COELLO/A. TAPIA	M. YAGUAS/J. GARRIDO	P. JOSEMARIA MARTIN/A. SANCHEZ FALLADA	G. TRIAY PONS/C. FERNANDEZ SANCHEZ
17/3-24/3	GNP ACAPULCO P1 PREMIER PADEL	ACAPULCO, MEXICO	P1	470,000 €	A. COELLO/A. TAPIA	J. LEBRON/A. GALAN	J. CASTELLO LOPEZ/C. JENSEN SIRVENT	V. RIERA/S. ARAUJO
23/3-31/3	PUERTO CABELLO PREMIER PADEL P2	PUERTO CABELLO, VENEZUELA	P2	235,000 €	A. COELLO/A. TAPIA	F. CHINGOTTO/A. GALAN	B. GONZALEZ FERNANDEZ/D. BREA SENESI	A. SALAZAR BENGOCHEA/T. ICARDO ALCORISA
20/4-28/4	LOTTO BRUSSELS PREMIER PADEL P2 PRESENTED BY BELFIUS	BRUXELLES, BELGIUM	P2	235,000 €	F. CHINGOTTO/A. GALAN	A. COELLO/A. TAPIA	B. GONZALEZ FERNANDEZ/D. BREA SENESI	G. TRIAY PONS/C. FERNANDEZ SANCHEZ
28/4 - 5/5	SEVILLA PREMIER PADEL P2	SEVILLA, SPAIN	P2	235,000 €	F. CHINGOTTO/A. GALAN	F. STUPACZUK/M. DI NENNO	B. GONZALEZ FERNANDEZ/D. BREA SENESI	P. JOSEMARIA MARTIN/A. SANCHEZ FALLADA
11/5-19/5	ASUNCION PREMIER PADEL P2	ASUNCION, PARAGUAY	P2	250,000 €	A. COELLO/A. TAPIA	F. CHINGOTTO/A. GALAN	B. GONZALEZ FERNANDEZ/D. BREA SENESI	G. TRIAY PONS/C. FERNANDEZ SANCHEZ
18/5-26/5	MAR DEL PLATA PREMIER PADEL P1	MAR DEL PLATA, ARGENTINA	P1	470,000 €	F. CHINGOTTO/A. GALAN	A. COELLO/A. TAPIA	P. JOSEMARIA MARTIN/A. SANCHEZ FALLADA	B. GONZALEZ FERNANDEZ/D. BREA SENESI
26/5 - 3/6	BANCO DE CHILE SANTIAGO PREMIER PADEL P1	SANTIAGO, CHILE	P1	470,000 €	A. COELLO/A. TAPIA	F. CHINGOTTO/A. GALAN	G. TRIAY PONS/C. FERNANDEZ SANCHEZ	L. SAINZ PELEGRI/P. LLAGUNO ZIELINSKI
9/6-16/6	BETCLIC BORDEAUX PREMIER PADEL P2	BORDEAUX, FRANCE	P2	250,000 €	J. NIETO/J. SANZ	J. GONZALEZ/A. RUIZ	G. TRIAY PONS/C. FERNANDEZ SANCHEZ	M. ORTEGA GALLEGO/V. VIRSEDA
15/6-23/6	BNL ITALY MAJOR PREMIER PADEL	ROME, ITALY	MAJOR	1,375,000 €	F. CHINGOTTO/A. GALAN	A. COELLO/A. TAPIA	P. JOSEMARIA MARTIN/A. SANCHEZ FALLADA	L. SAINZ PELEGRI/P. LLAGUNO ZIELINSKI
30/6 - 7/6	GENOVA PREMIER PADEL P2	GENOA, ITALY	P2	250,000 €	F. CHINGOTTO/A. GALAN	A. COELLO/A. TAPIA	M. ORTEGA GALLEGO/S. ARAUJO	P. JOSEMARIA MARTIN/A. SANCHEZ FALLADA
6/7-14/7	MALAGA PREMIER PADEL P1	MALAGA, SPAIN	P1	470,000 €	A. COELLO/A. TAPIA	F. CHINGOTTO/A. GALAN	P. JOSEMARIA MARTIN/A. SANCHEZ FALLADA	G. TRIAY PONS/C. FERNANDEZ SANCHEZ
28/7 - 4/8	FINLAND PREMIER PADEL P2	NOKIA, FINLAND	P2	250,000 €	M. DI NENNO/J. LEBRON	J. NIETO/J. SANZ	P. JOSEMARIA MARTIN/A. SANCHEZ FALLADA	M. ORTEGA GALLEGO/S. ARAUJO

DATE	EVENT	CITY	CATEGORY	PRIZE MONEY	WINNERS	RUNNERS-UP	WINNERS	RUNNERS-UP
31/8 – 8/9	COMUNIDAD DE MADRID PREMIER PADEL P1	MADRID, SPAIN	P1	470,000 €	A. COELLO/A. TAPIA	F. CHINGOTTO/A. GALAN	G. TRIAY PONS/C. FERNANDEZ SANCHEZ	B. GONZALEZ FERNANDEZ/D. BREA SENESI
8/9-15/9	ROTTERDAM PREMIER PADEL P1	ROTTERDAM, NETHERLANDS	P1	470,000 €	A. COELLO/A. TAPIA	F. CHINGOTTO/A. GALAN	P. JOSEMARIA MARTIN/A. SANCHEZ FALLADA	G. TRIAY PONS/C. FERNANDEZ SANCHEZ
14/9 – 22/9	OYSHO VALLADOLID PREMIER PADEL P2	VALLADOLID, SPAIN	P2	250,000 €	A. COELLO/A. TAPIA	F. CHINGOTTO/A. GALAN	G. TRIAY PONS/C. FERNANDEZ SANCHEZ	P. JOSEMARIA MARTIN/A. SANCHEZ FALLADA
28/9 – 6/10	GREENWEEZ PARIS MAJOR PREMIER PADEL	PARIS, FRANCE	MAJOR	1,026,375 €	A. COELLO/A. TAPIA	F. CHINGOTTO/A. GALAN	P. JOSEMARIA MARTIN/A. SANCHEZ FALLADA	A. USTERO PRIETO/D. BREA SENESI
19/10 – 26/10	NEWGIZA PREMIER PADEL P2	NEW GIZA, EGYPT	P2	250,000 €	F. STUPACZUK/M. YANGUAS	J. GARRIDO/L. BERGAMINI	M. ORTEGA GALLEGO/S. ARAUJO	J. CASTELLO LOPEZ/A. SALAZAR BENGOECHEA
3/11-10/11	DUBAI PREMIER PADEL P1	DUBAI, UNITED ARAB EMIRATES	P1	470,000 €	A. COELLO/A. TAPIA	F. CHINGOTTO/A. GALAN	B. GONZALEZ FERNANDEZ/D. BREA SENESI	A. ALONSO DE VILLA/A. USTERO PRIETO
9/11-17/11	KUWAIT CITY PREMIER PADEL P1	KUWAIT CITY, KUWAIT	P1	470,000 €	A. COELLO/A. TAPIA	F. STUPACZUK/M. YANGUAS	P. JOSEMARIA MARTIN/A. SANCHEZ FALLADA	G. TRIAY PONS/C. FERNANDEZ SANCHEZ
23/11 – 1/12	GNP MEXICO MAJOR PREMIER PADEL	ACAPULCO, MEXICO	MAJOR	800,000 €	A. COELLO/A. TAPIA	F. STUPACZUK/M. YANGUAS	G. TRIAY PONS/C. FERNANDEZ SANCHEZ	M. ORTEGA GALLEGO/S. ARAUJO
30/11 – 8/12	MILANO PREMIER PADEL P1	MILAN, ITALY	P1	470,000 €	A. COELLO/A. TAPIA	F. CHINGOTTO/A. GALAN	G. TRIAY PONS/C. FERNANDEZ SANCHEZ	B. GONZALEZ FERNANDEZ/D. BREA SENESI
19/12 – 22/12	PREMIER PADEL FINALS	BARCELONA, SPAIN	FINALS	600,000 €	J. NIETO/J. SANZ	A. COELLO/A. TAPIA	P. JOSEMARIA MARTIN/A. SANCHEZ/ FALLADA	G. TRIAY PONS/C. FERNANDEZ SANCHEZ

CAGLIARI – 22/27 JULY

FIP EUROPEAN PADEL
CHAMPIONSHIPS

MENS
TEAM

Reached the final against
eventual winners Spain

WOMENS
TEAM

Reached the final against
eventual winners spain



PADEL TOURNAMENTS: CUPRA FIP TOUR IN ITALY

DATE	EVENT	CITY	CATEGORY	PRIZE MONEY	WINNERS	RUNNERS-UP	WINNERS	RUNNERS-UP
10/4-14/4	FIP RISE PALA PADEL NOLA	NOLA	FIP RISE	12,500 €	F. ABBATE/G. GRAZIOTTI	D.T. PERINO/D.D. CUELLO	N. AGUILAR CARRILLO/ L.M. MANQUILLO ALARZA	M. PARMIGIANI/E. ZANCHETTA
8/5-12/5	FIP PROMOTION TERAMO	TERAMO	FIP PROMOTION	5,000 €	F. ABBATE/G. GRAZIOTTI	R. SINICROPI/L. DI GIOVANNI	A. MARTINEZ SANJUAN/ C. SERRANO GONZALEZ	C.M. BALDI/G. DAL POZZO
15/5-19/5	FIP PROMOTION GIULIANOVA	GIULIANOVA	FIP PROMOTION	5,000 €	J. PIRRAGLIA/M. BRUNO	F. ABBATE/G. GRAZIOTTI	A. MARTINEZ SANJUAN/ C. SERRANO GONZALEZ	M. BETZ/M. FERNANDES
29/5-2/6	FIP PROMOTION CITY DEI TEMPLI	AGRIGENTO	FIP PROMOTION	5,000 €	F. ABBATE/G. GRAZIOTTI	N. BRUSA/S. IACOVINO	M. FERNANDES/C. SANTOS DOMINGOS	V. TOMMASI/A. MARTINEZ SANJUAN
19/6-23/6	FIP RISE CORDENONS	CORDENONS	FIP RISE	12,500 €	A. OLSSON/A. AXELSSON	G. FIGUEROLA SANTIAGO/G. CASAL MALDONADO	N. LOPEZ DIAZ/L. GARCIA TRELLA	A. GIBSON/M. BETZ
26/6-30/6	FIP RISE BIELLA	SANDIGLIANO BIELLA	FIP RISE	12,500 €	M. CASSETTA/ J.L. GONZALEZ	J. ROMERA BARCELO/ P. MINANO ORTINEZ	G. SUSSARELLO/E. STELLATO	E. GUIMET BIGAS/ A. POZUELO DOMINGUEZ
14/7-20/7	FIP PLATINUM SARDEGNA	CAGLIARI	FIP PLATINUM	120,000 €	J. GONZALEZ/E. ALONSO	A. CEPERO/P. LIJO	C. ORSI/N. RODRIGUEZ	A. OSORO ULRICH/ M. MARRERO MARRERO
14/8-18/8	FIP RISE VILLA MERCEDE CUP	FRASCATI	FIP RISE	12,500 €	C. GEENS/J.I. RUBINI	F. ABBATE/G. GRAZIOTTI	G. SUSSARELLO/L. GODALLIER	N. VIVANCOS/L. PERALTA EXPOSITO
28/8-1/9	FIP RISE OK SPORT PORTO SANT'ELPIDIO	PORTO SANT'ELPIDIO	FIP RISE	6,250 €	C.G. GUTIERREZ/C. MARTI	F. DOMINGUEZ/ E. SANCHEZ CHAMERO	-	-
18/9-22/9	FIP RISE SASSUOLO	SASSUOLO	FIP RISE	12,500 €	M. DEUS/N. DEUS	R. SINICROPI/ L. DI GIOVANNI	L.M. MANQUILLO ALARZA/ A. SORIANO PEREZ	S. WETERINGS/T.L. NORTON
20/11-24/11	FIP RISE OPEN MCV	NAPLES	FIP RISE	12,500 €	A. JEREZ CARNERO/ M. ARAGON HERRERA	S. NIETO SIMON/ E. ARIA OCHOA DE ALDA	C.M. BALDI/G. DAL POZZO	C. PAPPACENA/G. SUSSARELLO
25/11-30/11	FIP RISE PADELARENA FASTWEB	PERUGIA	FIP RISE	12,500 €	M. SINTES VILLALONGA/ N. MORALES MOLTO	P. PASTOR LANDABURU/ F. CABEZA TERES	E. STELLATO/M. PARMIGIAWNI	R. SANDU/N. BRITO

PADEL TOURNAMENTS: PROMISES FIP TOUR IN ITALY

DATE	EVENT	CITY	CATEGORY
10/5-12/5	FIP PROMISES KPADEL NOVARA	NOVARA	FIP PROMISES
14/5-16/5	FIP PROMISES MAXIBON ROMA	ROME	FIP PROMISES
20/5-22/5	FIP PROMISES BNL ITALY MAJOR	ROME	FIP PROMISES
3/10-6/10	FIP PROMISES PALAVILLAGE	GRUGLIASCO	FIP PROMISES
6/11-10/11	FIP PROMISES PADEL ARENA PERUGIA	PERUGIA	FIP PROMISES
19/12-22/12	FIP PROMISES FINALS	VENICE	FINALS





CREDITS



DOCUMENT CONCEPT AND PRODUCTION

FITP STUDY CENTRE

DATA COORDINATION AND EDITING

BOSTON CONSULTING GROUP (BCG)

GRAPHIC DESIGN

MADE IN TOMORROW SRL

PHOTOGRAPHIC IMAGES

FITP DIGITAL ARCHIVE

WE THANK THE FOLLOWING FOR THEIR COLLABORATION

AUDITEL SRL
EY S.P.A.
JOIN GROUP SB SRL
NIELSEN SPORTS
OPENECONOMICS SRL
TOLUNA ITALY SRL

WE WOULD ALSO LIKE TO THANK

ASSOCIATION OF TENNIS PROFESSIONALS (ATP)
BRITISH MEDICAL JOURNAL
DEMOS & PI
INTERNATIONAL PADEL FEDERATION (FIP)
INTERNATIONAL TENNIS FEDERATION (ITF)
ISTITUTO PER IL CREDITO SPORTIVO S.P.A.
META PLATFORMS INC.
PUBMED CENTRAL
SHEFFIELD HALLAM UNIVERSITY
SPORTBUSINESS
USTA SPORTS SCIENCE COMMITTEE
WOMEN’S TENNIS ASSOCIATION (WTA)
WORLD HEALTH ORGANIZATION
X CORP.
YOUNGOV PLC

Unless otherwise specified, the contents of this publication have been compiled by the FITP Study Centre. Unless otherwise specified, the year of reference for all sources is 2024.



THE
TENNIS AND PADEL
REPORT 2024

